

उत्तराखण्ड राज्य  
वार्षिक ऋण योजना

Uttarakhand State  
Annual Credit Plan

2021-2022



संयोजक/Convenor

भारतीय स्टेट बैंक


राज्य स्तरीय बैंकर्स समिति

प्रशासनिक कार्यालय

1, न्यू कैंट रोड, देहरादून

दूरभाष : 2742555, 2716065, 67

फैक्स : 0135-2742200



STATE BANK OF INDIA

State Level Bankers Committee

Administrative Office

1, New Cantt. Road, Dehradun

Phone : 0135-2742555, 2716065

Fax : 0135-2742200

Website : <http://www.slbcuttarakhand.com>



## UTTARAKHAND AT A GLANCE

### State Profile

Area	: 53484 Sq. Km.
Districts	: 13
Tehsils	: 110
Sub- Tehsils	: 18
Development Blocks	: 95
Village Panchayats	: 7955
Nyay Panchayats	: 670
Total Number of Villages	: 16793
Inhabited Villages( Including Forest Settlement)	: 15745
Un-inhabited Villages	: 1048
Towns	: 116
Population (2011 Census)	: 1,01,16,752
Males	: 51,54,178
Females	: 49,62,574
Sex Ratio (females/1000 males)	: 964
Density of Population (Persons/Square Km)	: 189
Urban Population %	: 30.55 % (29.91 lacs)
Rural Population %	: 69.45 % (70.26 lacs)
Literacy Rate in %	: 79.63
Male Literacy in %	: 88.33
Male Literacy in numbers	: 39,30,174
Female Literacy in %	: 70.70
Female Literacy in numbers	: 30,67,259
Net Sown Area	: 6.90 lacs hectares
Net Irrigated Area	: 3.38 lacs hectares
Average size of land holding	: 0.89 hectare

### **Traditional Industries of the state:**

Handicrafts  
Handlooms  
Wool based industry  
Khadi and village industry  
Waxed based industry

### **Rising Industries of the state:**

Tourism , Adventure Sports and Home Stay  
Agro based and food processing industry Floriculture/Horticulture/Medicinal and Aromatic Plants, Organic farming Biotechnology

There is also a potential to develop tea industry, forest based industry and information technology and recreation and entertainment industry.

## Introduction

The total geographical area of Uttarakhand has been divided into four main Physiographic zones:

<b>Zone</b>	<b>Crops Grown</b>
Tropical - Zone A up to 1000 mtrs	Paddy, Wheat, Sugarcane, Maize, Mango, Litchi, Pulses & Oilseeds
Sub Tropical - Zone B up to 1000-1500 mtrs	Paddy, Wheat, Mandua & Pulses.
Cool Temperate - Zone C up to 1500-2400 mtrs	Kharif Crops, Horticulture, Floriculture, Medicinal & Aromatic Plants
Alpine - Zone D Above 2400 mtrs	Pastures, Alpine meadows Rare herbs

## Banking Network and Business

The banking network and business in the state as on 31st March 2021 are as under:

(₹ in Crores)

<b>Sr. No</b>	<b>Banks</b>	<b>Nos</b>	<b>No. of Branches</b>	<b>Rural Area Branches</b>	<b>Deposits</b>	<b>Advances</b>	<b>C:D Ratio</b>
1	Public Sector	12	1452	658	119044	51963	44
2	Private Sector & Small Finance Bank	17	373	107	23844	15771	66
3	RRBs	2	287	217	6025	2606	43
4	Coop Banks	1	289	166	10943	6883	63
5	RIDF					7920	
	<b>Total</b>	<b>32</b>	<b>2401</b>	<b>1148</b>	<b>159856</b>	<b>85143</b>	<b>53</b>

## **Total Branches of IPPB-12**

➤ **Land Holding: Distribution of Land Holding :**

<b>Classification of Land holding</b>	<b>Holding</b>		<b>Area</b>		<b>Average size of land holding (in ha)</b>
	<b>Nos (in '000)</b>	<b>% to Total</b>	<b>Ha (in '000)</b>	<b>% to Total</b>	
≤ 1 Ha	672	73.64	296	36.3	0.44
>1 Ha ≤ 2 Ha	157	17.24	225	27.6	1.43
>2 Ha ≤ 4 Ha	64	7.10	175	21.5	2.73
>4Ha ≤ 10Ha	17	1.90	94	11.5	5.52
>10Ha	1	.12	25	3.1	25.0
<b>Total</b>	<b>911</b>	<b>100.0</b>	<b>815</b>	<b>100.0</b>	<b>0.89</b>

Uttarakhand remains a low productivity agriculture dominated economy. The hilly areas of state is also crises crossed by fragmented small land holdings generating negligible or no surplus leading to constraints in the use of innovative methods. The development programme, therefore, need to focus on areas of rapid industrialization and for improvement in agriculture yield prices and improvement in infrastructure.

Population density is very low in hilly areas vis-à-vis plain area of state, which leads to difficulty in implementing development programs. As most of the agriculture in hilly region of Uttarakhand of subsistence type. Scope for diversification in future is constrained by forests that cover most of the fertile area.

### **AGRICULTURE:**

Considering that agriculture would continue to be significant driver of Annual Credit Plan for the districts, the possibilities of rapid growth in emerging areas like Contract Farming, Food Processing Industries, Processing of Agri Products, growing of Off-season Vegetable, Commercial Farming of Medicinal & Aromatic Plant, High Density Fruit Orchard & Floriculture should also be encouraged.

As per the vision of Govt. of India for doubling of farmers' income upto 2022, Lead District Managers & Bank's branches should focus to achieve their Annual Credit Plan 2019-20 by maximize the sanctioning of advances in agriculture and MSME sector. Role of line departments like Agriculture/Horticulture, Animal Husbandry is very important to provide the Road map to the Banks for financing in this area. They should also focus on Micro Finance and SHGs opportunities for Farm Sector & Non Farm Sector activities in rural areas. Rural entrepreneurs should be given adequate opportunities to take up allied activities, food processing and other small business activities to generate rural employment and livelihood.

### **State Agriculture Policy - Emphasis on Special Agriculture Zones**

The State Govt. under its new Agriculture policy has focused on Special Agriculture Zones (SAZs). Under the SAZs, the government proposes to have agro-based units like fisheries, tea gardens, dairy farming and various other agriculture and horticulture activities. For the SAZ, the government has also proposed special incentives like special grants, availability of 24 hour power supply and free soil tests, setting up of special collection and processing centers for the benefit of farmers. The special feature of the SAZ would be voluntary land, consolidation since most of the land holdings in the state are fragmented. New idea of State government to develop in cluster approach of Agriculture.

## MSME

The Uttarakhand Government has declared its MSME policy, which means to support enterprise and outward movement and realize comprehensive advancement in the state , particularly in the remote and foot-hit hill zones. The MSME policy of Uttarakhand offers a few incentives like interest and VAT reimbursement, capital investment subsidy . It will linger in force until 31 March, 2020, although the incentives can be availed of till 31 March , 2025.

The main objective of Uttarakhand's MSME policy is to promote investment in MSME sector by providing incentives to MSMEs, promoting investment and making the state an industrial hub. It essentially aims to use local capital and to generate employment opportunities for educated jobless youth as well as promotes self- employment, talent development education etc, the current policy will stay effective till the year 2020. With the goal of putting a stop to outward migration, boosting business enterprise and to achieve far- reaching general advancement in the state, especially the remote and flood-hit territories, the administration of Uttarakhand has declared its micro, small and medium enterprises ( MSME) policy.

It is obvious from Uttarakhand's MSME policy that it is working towards boosting the electronic manufacturing base in the state, in accordance with the '**Make in India**' crusade.

## DISTRICTWISE POTENTIAL ACTIVITIES IDENTIFIED

<b>DISTRICT</b>	<b>POTENTIAL ACTIVITIES</b>
<b>Almora</b>	Fruit Processing, Medical and Herbal Plants, Tourism & Transport
<b>Bageshwar</b>	Weaving & Knitting, Automobile repair, tourism and Transport
<b>Champawat</b>	Fruit Processing, Medicinal & Herbal Plants, Tea processing, Woolen Garments, Tourism and Transport
<b>Chamoli</b>	Horticulture, Handloom, Fruit Processing, Tourism and Transport
<b>Dehradun</b>	Wooden Furniture, Electrical Goods, Fruits & Vegetables processing, Tourism and Transport
<b>Haridwar</b>	Artificial Jewellery, Agro Processing, Cane and Bamboo, Textile, Tourism and Transport
<b>Nainital</b>	Gems Stone Cutting and Polishing, forest based industry, stone crushing, agro/fruit processing, Textile, Tourism & Transport
<b>Pauri</b>	Weaving, Stone Works handicrafts, fruit processing and Transport
<b>Pithoragarh</b>	Medicinal plants and Herbiculture, tea processing, woolen garments, copper works and Transport
<b>Rudraprayag</b>	Wooden Crafts, Fabrication of improved agriculture implements, basket making, Tourism and Transport
<b>Tehri</b>	Sericulture, Stone works, wooden crafts, electrical goods, handloom and Transport, Water Adventure Sports
<b>U.S. Nagar</b>	Industries like Heavy Automobiles , Electronic goods, handloom, stone works, agro/fruit processing and Transport
<b>Uttarakashi</b>	Agro/Fruit Processing, Medicinal and herbal plants, Stone/Leather works, Tourism and Transport


### Initiatives by the State Government

Computerisation of Land Record	Land record of all the 13 districts placed on website <a href="http://gov.ua.nic.in/devbhoomi">gov.ua.nic.in/devbhoomi</a>
Online creation of charge on Land records by financing bank	<p>Government of Uttarakhand has introduced a software for “Online Creation of Charge on Land Records” as security of agricultural loans given by banks. Commissioner and Secretary, Revenue Council, Uttarakhand has advised all Tehsils are functioning on <a href="http://bhulekh.uk.gov.in">http://bhulekh.uk.gov.in</a> for real time.</p> <p>Government of Uttarakhand issued a Notification for online filling of recovery certificate by notification No. XVII(1)/2018-07(37)/2015 dated 23 May 2018 for online creation of Charges on land Record. Now it is functional in all districts of Uttarakhand State.</p>




# District Credit Plan 2021-22

## DISTRICT CREDIT PLAN 2021-22


<b>Name of District- DEHRADUN</b>	<b>Lead Bank- PNB</b>	
	<b>Banking Network of the District</b>	
	<b>Branches</b>	
	1. Commercial Banks	407
	2. Regional Rural Banks	44
	3. Co-operative Banks	32
	4. Private Banks	112
<b>5. Total</b>	<b>595</b>	

## DISTRICT CREDIT PLAN 2021-22


<b>Name of District- UTTARKASHI</b>	<b>Lead Bank- SBI</b>	
	<b>Banking Network of the District</b>	
	<b>Branches</b>	
	1. Commercial Banks	41
	2. Regional Rural Banks	7
	3. Co-operative Banks	18
	4. Private Banks	4
<b>5. Total</b>	<b>70</b>	

# District Credit Plan 2021-22

## DISTRICT CREDIT PLAN 2021-22


Name of District- HARDWAR	Lead Bank- PNB													
 <p style="color: red; font-weight: bold; margin-top: 10px;">Haridwar</p>		<table border="1" style="width: 100%; border-collapse: collapse;"> <thead> <tr> <th style="text-align: left;">Banking Network of the District</th> <th style="text-align: right;">Branches</th> </tr> </thead> <tbody> <tr> <td>1. Commercial Banks</td> <td style="text-align: right;">203</td> </tr> <tr> <td>2. Regional Rural Banks</td> <td style="text-align: right;">16</td> </tr> <tr> <td>3. Co-operative Banks</td> <td style="text-align: right;">23</td> </tr> <tr> <td>4. Private Banks</td> <td style="text-align: right;">48</td> </tr> <tr> <td><b>5. Total</b></td> <td style="text-align: right;"><b>290</b></td> </tr> </tbody> </table>	Banking Network of the District	Branches	1. Commercial Banks	203	2. Regional Rural Banks	16	3. Co-operative Banks	23	4. Private Banks	48	<b>5. Total</b>	<b>290</b>
Banking Network of the District	Branches													
1. Commercial Banks	203													
2. Regional Rural Banks	16													
3. Co-operative Banks	23													
4. Private Banks	48													
<b>5. Total</b>	<b>290</b>													

## DISTRICT CREDIT PLAN 2021-22


Name of District- TEHRI	Lead Bank- SBI													
 <p style="color: red; font-weight: bold; margin-top: 10px;">Tehri</p>		<table border="1" style="width: 100%; border-collapse: collapse;"> <thead> <tr> <th style="text-align: left;">Banking Network of the District</th> <th style="text-align: right;">Branches</th> </tr> </thead> <tbody> <tr> <td>1. Commercial Banks</td> <td style="text-align: right;">83</td> </tr> <tr> <td>2. Regional Rural Banks</td> <td style="text-align: right;">20</td> </tr> <tr> <td>3. Co-operative Banks</td> <td style="text-align: right;">32</td> </tr> <tr> <td>4. Private Banks</td> <td style="text-align: right;">6</td> </tr> <tr> <td><b>5. Total</b></td> <td style="text-align: right;"><b>141</b></td> </tr> </tbody> </table>	Banking Network of the District	Branches	1. Commercial Banks	83	2. Regional Rural Banks	20	3. Co-operative Banks	32	4. Private Banks	6	<b>5. Total</b>	<b>141</b>
Banking Network of the District	Branches													
1. Commercial Banks	83													
2. Regional Rural Banks	20													
3. Co-operative Banks	32													
4. Private Banks	6													
<b>5. Total</b>	<b>141</b>													

# District Credit Plan 2021-22

## DISTRICT CREDIT PLAN 2021-22


Name of District- PAURI	Lead Bank- SBI												
 <p style="text-align: center; color: red; font-weight: bold;">Pauri</p>	<table border="1" style="width: 100%; border-collapse: collapse;"> <thead> <tr> <th style="width: 80%;">Banking Network of the District</th> <th style="width: 20%;">Branches</th> </tr> </thead> <tbody> <tr> <td>1. Commercial Banks</td> <td style="text-align: right;">115</td> </tr> <tr> <td>2. Regional Rural Banks</td> <td style="text-align: right;">41</td> </tr> <tr> <td>3. Co-operative Banks</td> <td style="text-align: right;">26</td> </tr> <tr> <td>4. Private Banks</td> <td style="text-align: right;">18</td> </tr> <tr> <td><b>5. Total</b></td> <td style="text-align: right;"><b>200</b></td> </tr> </tbody> </table>	Banking Network of the District	Branches	1. Commercial Banks	115	2. Regional Rural Banks	41	3. Co-operative Banks	26	4. Private Banks	18	<b>5. Total</b>	<b>200</b>
Banking Network of the District	Branches												
1. Commercial Banks	115												
2. Regional Rural Banks	41												
3. Co-operative Banks	26												
4. Private Banks	18												
<b>5. Total</b>	<b>200</b>												

## DISTRICT CREDIT PLAN 2021-22


Name of District- CHAMOLI	Lead Bank- SBI												
 <p style="text-align: center; color: red; font-weight: bold;">Chamoli</p>	<table border="1" style="width: 100%; border-collapse: collapse;"> <thead> <tr> <th style="width: 80%;">Banking Network of the District</th> <th style="width: 20%;">Branches</th> </tr> </thead> <tbody> <tr> <td>1. Commercial Banks</td> <td style="text-align: right;">56</td> </tr> <tr> <td>2. Regional Rural Banks</td> <td style="text-align: right;">13</td> </tr> <tr> <td>3. Co-operative Banks</td> <td style="text-align: right;">22</td> </tr> <tr> <td>4. Private Banks</td> <td style="text-align: right;">6</td> </tr> <tr> <td><b>5. Total</b></td> <td style="text-align: right;"><b>97</b></td> </tr> </tbody> </table>	Banking Network of the District	Branches	1. Commercial Banks	56	2. Regional Rural Banks	13	3. Co-operative Banks	22	4. Private Banks	6	<b>5. Total</b>	<b>97</b>
Banking Network of the District	Branches												
1. Commercial Banks	56												
2. Regional Rural Banks	13												
3. Co-operative Banks	22												
4. Private Banks	6												
<b>5. Total</b>	<b>97</b>												

# District Credit Plan 2021-22

## DISTRICT CREDIT PLAN 2021-22


Name of District- RUDRAPRAYAG	Lead Bank- SBI												
	<table border="1" style="width: 100%; border-collapse: collapse;"> <thead> <tr> <th style="width: 80%;">Banking Network of the District</th> <th style="width: 20%;">Branches</th> </tr> </thead> <tbody> <tr> <td>1. Commercial Banks</td> <td style="text-align: right;">35</td> </tr> <tr> <td>2. Regional Rural Banks</td> <td style="text-align: right;">8</td> </tr> <tr> <td>3. Co-operative Banks</td> <td style="text-align: right;">10</td> </tr> <tr> <td>4. Private Banks</td> <td style="text-align: right;">4</td> </tr> <tr> <td><b>5. Total</b></td> <td style="text-align: right;"><b>57</b></td> </tr> </tbody> </table>	Banking Network of the District	Branches	1. Commercial Banks	35	2. Regional Rural Banks	8	3. Co-operative Banks	10	4. Private Banks	4	<b>5. Total</b>	<b>57</b>
Banking Network of the District	Branches												
1. Commercial Banks	35												
2. Regional Rural Banks	8												
3. Co-operative Banks	10												
4. Private Banks	4												
<b>5. Total</b>	<b>57</b>												

## DISTRICT CREDIT PLAN 2021-22


Name of District- ALMORA	Lead Bank- SBI												
	<table border="1" style="width: 100%; border-collapse: collapse;"> <thead> <tr> <th style="width: 80%;">Banking Network of the District</th> <th style="width: 20%;">Branches</th> </tr> </thead> <tbody> <tr> <td>1. Commercial Banks</td> <td style="text-align: right;">82</td> </tr> <tr> <td>2. Regional Rural Banks</td> <td style="text-align: right;">29</td> </tr> <tr> <td>3. Co-operative Banks</td> <td style="text-align: right;">21</td> </tr> <tr> <td>4. Private Banks</td> <td style="text-align: right;">14</td> </tr> <tr> <td><b>5. Total</b></td> <td style="text-align: right;"><b>146</b></td> </tr> </tbody> </table>	Banking Network of the District	Branches	1. Commercial Banks	82	2. Regional Rural Banks	29	3. Co-operative Banks	21	4. Private Banks	14	<b>5. Total</b>	<b>146</b>
Banking Network of the District	Branches												
1. Commercial Banks	82												
2. Regional Rural Banks	29												
3. Co-operative Banks	21												
4. Private Banks	14												
<b>5. Total</b>	<b>146</b>												

# District Credit Plan 2021-22

## DISTRICT CREDIT PLAN 2021-22


Name of District- BAGESHWAR	Lead Bank- SBI												
	<table border="1" style="width: 100%; border-collapse: collapse;"> <thead> <tr> <th style="width: 80%;">Banking Network of the District</th> <th style="width: 20%;">Branches</th> </tr> </thead> <tbody> <tr> <td>1. Commercial Banks</td> <td style="text-align: center;">28</td> </tr> <tr> <td>2. Regional Rural Banks</td> <td style="text-align: center;">14</td> </tr> <tr> <td>3. Co-operative Banks</td> <td style="text-align: center;">5</td> </tr> <tr> <td>4. Private Banks</td> <td style="text-align: center;">5</td> </tr> <tr> <td><b>5. Total</b></td> <td style="text-align: center;"><b>52</b></td> </tr> </tbody> </table>	Banking Network of the District	Branches	1. Commercial Banks	28	2. Regional Rural Banks	14	3. Co-operative Banks	5	4. Private Banks	5	<b>5. Total</b>	<b>52</b>
Banking Network of the District	Branches												
1. Commercial Banks	28												
2. Regional Rural Banks	14												
3. Co-operative Banks	5												
4. Private Banks	5												
<b>5. Total</b>	<b>52</b>												

## DISTRICT CREDIT PLAN 2021-22


Name of District- PITHORAGARH	Lead Bank- SBI												
	<table border="1" style="width: 100%; border-collapse: collapse;"> <thead> <tr> <th style="width: 80%;">Banking Network of the District</th> <th style="width: 20%;">Branches</th> </tr> </thead> <tbody> <tr> <td>1. Commercial Banks</td> <td style="text-align: center;">53</td> </tr> <tr> <td>2. Regional Rural Banks</td> <td style="text-align: center;">30</td> </tr> <tr> <td>3. Co-operative Banks</td> <td style="text-align: center;">19</td> </tr> <tr> <td>4. Private Banks</td> <td style="text-align: center;">5</td> </tr> <tr> <td><b>5. Total</b></td> <td style="text-align: center;"><b>107</b></td> </tr> </tbody> </table>	Banking Network of the District	Branches	1. Commercial Banks	53	2. Regional Rural Banks	30	3. Co-operative Banks	19	4. Private Banks	5	<b>5. Total</b>	<b>107</b>
Banking Network of the District	Branches												
1. Commercial Banks	53												
2. Regional Rural Banks	30												
3. Co-operative Banks	19												
4. Private Banks	5												
<b>5. Total</b>	<b>107</b>												

# District Credit Plan 2021-22

## DISTRICT CREDIT PLAN 2021-22


<b>Name of District- CHAMPAWAT</b>	<b>Lead Bank- SBI</b>													
	<table border="1" style="width: 100%; border-collapse: collapse;"> <thead> <tr> <th style="text-align: left;">Banking Network of the District</th> <th style="text-align: right;">Branches</th> </tr> </thead> <tbody> <tr> <td>1. Commercial Banks</td> <td style="text-align: right;">31</td> </tr> <tr> <td>2. Regional Rural Banks</td> <td style="text-align: right;">8</td> </tr> <tr> <td>3. Co-operative Banks</td> <td style="text-align: right;">8</td> </tr> <tr> <td>4. Private Banks</td> <td style="text-align: right;">14</td> </tr> <tr> <td><b>5. Total</b></td> <td style="text-align: right;"><b>61</b></td> </tr> </tbody> </table>		Banking Network of the District	Branches	1. Commercial Banks	31	2. Regional Rural Banks	8	3. Co-operative Banks	8	4. Private Banks	14	<b>5. Total</b>	<b>61</b>
Banking Network of the District	Branches													
1. Commercial Banks	31													
2. Regional Rural Banks	8													
3. Co-operative Banks	8													
4. Private Banks	14													
<b>5. Total</b>	<b>61</b>													

## DISTRICT CREDIT PLAN 2021-22


<b>Name of District- NAINITAL</b>	<b>Lead Bank- BOB</b>													
	<table border="1" style="width: 100%; border-collapse: collapse;"> <thead> <tr> <th style="text-align: left;">Banking Network of the District</th> <th style="text-align: right;">Branches</th> </tr> </thead> <tbody> <tr> <td>1. Commercial Banks</td> <td style="text-align: right;">129</td> </tr> <tr> <td>2. Regional Rural Banks</td> <td style="text-align: right;">37</td> </tr> <tr> <td>3. Co-operative Banks</td> <td style="text-align: right;">39</td> </tr> <tr> <td>4. Private Banks</td> <td style="text-align: right;">52</td> </tr> <tr> <td><b>5. Total</b></td> <td style="text-align: right;"><b>257</b></td> </tr> </tbody> </table>		Banking Network of the District	Branches	1. Commercial Banks	129	2. Regional Rural Banks	37	3. Co-operative Banks	39	4. Private Banks	52	<b>5. Total</b>	<b>257</b>
Banking Network of the District	Branches													
1. Commercial Banks	129													
2. Regional Rural Banks	37													
3. Co-operative Banks	39													
4. Private Banks	52													
<b>5. Total</b>	<b>257</b>													

# District Credit Plan 2021-22

## DISTRICT CREDIT PLAN 2021-22

Name of District- U S NAGAR	Lead Bank- BOB												
 <p style="text-align: center;"><b>Udhampur S. Nagar</b></p>	<table border="1" style="width: 100%; border-collapse: collapse;"> <thead> <tr> <th style="width: 80%;">Banking Network of the District</th> <th style="width: 20%;">Branches</th> </tr> </thead> <tbody> <tr> <td>1. Commercial Banks</td> <td style="text-align: right;">189</td> </tr> <tr> <td>2. Regional Rural Banks</td> <td style="text-align: right;">20</td> </tr> <tr> <td>3. Co-operative Banks</td> <td style="text-align: right;">34</td> </tr> <tr> <td>4. Private Banks</td> <td style="text-align: right;">85</td> </tr> <tr> <td><b>5. Total</b></td> <td style="text-align: right;"><b>328</b></td> </tr> </tbody> </table>	Banking Network of the District	Branches	1. Commercial Banks	189	2. Regional Rural Banks	20	3. Co-operative Banks	34	4. Private Banks	85	<b>5. Total</b>	<b>328</b>
Banking Network of the District	Branches												
1. Commercial Banks	189												
2. Regional Rural Banks	20												
3. Co-operative Banks	34												
4. Private Banks	85												
<b>5. Total</b>	<b>328</b>												

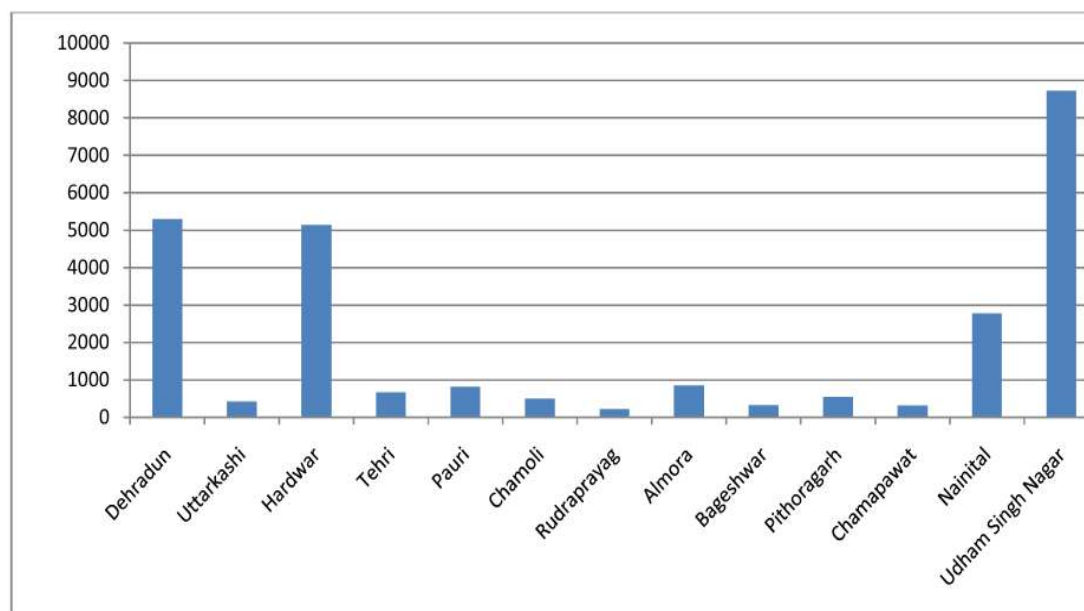
## ANNUAL CREDIT PLAN 2021-22

Name of State - Uttarakhand	Lead Bank- SBI/PNB/BOB												
 <p style="text-align: center;"><b>UTTARAKHAND</b></p>	<table border="1" style="width: 100%; border-collapse: collapse;"> <thead> <tr> <th style="width: 80%;">Banking Network of the Districts</th> <th style="width: 20%;">Branches</th> </tr> </thead> <tbody> <tr> <td>1. Commercial Banks</td> <td style="text-align: right;">1452</td> </tr> <tr> <td>2. Regional Rural Banks</td> <td style="text-align: right;">287</td> </tr> <tr> <td>3. Co-operative Banks</td> <td style="text-align: right;">289</td> </tr> <tr> <td>4. Private Banks</td> <td style="text-align: right;">373</td> </tr> <tr> <td><b>5. Total</b></td> <td style="text-align: right;"><b>2401</b></td> </tr> </tbody> </table>	Banking Network of the Districts	Branches	1. Commercial Banks	1452	2. Regional Rural Banks	287	3. Co-operative Banks	289	4. Private Banks	373	<b>5. Total</b>	<b>2401</b>
Banking Network of the Districts	Branches												
1. Commercial Banks	1452												
2. Regional Rural Banks	287												
3. Co-operative Banks	289												
4. Private Banks	373												
<b>5. Total</b>	<b>2401</b>												

**Total Branches of IPPB-12**

## DISTRICTWISE BREAKUP OF ACP 2021-22

(₹ In Crores)



### ANNUAL CREDIT PLAN

With the overarching objective of inclusive growth, NABARD prepares Potential Linked Credit Plan (PLPs) for all districts of the State, the Banks and State Govt. work together through the District Credit Committee and mutually draw Annual Credit Plan for all the districts on the basis of Block wise potential mapped out in the PLPs.

Comparison of Potential Linked Credit Plan & Annual Credit Plan in the Last Three years;

(₹ in Crores)

SECTOR	PLP 18-19	ACP 18-19	PLP 19-20	ACP 19-20	PLP 20-21	ACP 20-21
FARM	10478.75	10680.52	11738.36	10385.05	11801.96	13222.32
NON – FARM	6471.63	6102.48	7845.70	8031.49	8849.16	8850.51
OTHER PRIORITY	3356.29	3242.55	3839.07	3594.74	4005.41	3721.07
<b>SUB-TOTAL</b>	<b>20306.67</b>	<b>20025.55</b>	<b>23423.12</b>	<b>22011.28</b>	<b>24656.53</b>	<b>25793.90</b>
NON PRIORITY		4702.33		8307.28		8657.38
<b>TOTAL</b>	<b>20306.67</b>	<b>24727.88</b>	<b>23423.12</b>	<b>30318.56</b>	<b>24656.53</b>	<b>34451.28</b>



Under the financial inclusion, the Banks have taken initiative to promote;

- Opening of bank branches in unbanked areas.
- Enlarging network of banking through Business Correspondent.
- Financial Literacy and Credit Counseling Centres.
- R-SETI (Rural Self Employment and Training Institute).
- Promotion of digital transactions.

**TARGET ACHIEVED BY BANKS UNDER  
ANNUAL CREDIT PLANS IN THE LAST THREE YEARS**

(₹ in Crores)

<b>YEAR</b>	<b>TARGET</b>	<b>ACHIEVEMENT</b>	<b>PERCENTAGE</b>
2018-19	20025.54	16915.07	84 %
2019-20	22011.28	18293.56	83 %
2020-21	25793.90	16293.58	63 %

## SECTOR WISE PLP PROJECTIONS 2021-22

Name of the State : Uttarakhand

(₹ in crores)

Sr. No.	Sector	PLP Projections
<b>1</b>	<b>Crop Loan</b>	<b>7498.03</b>
2	Water Resources	100.40
3	Land Development	49.71
4	Farm Mechanization	538.61
5	Plantation and Horticulture	396.83
6	Forestry and Waste Land Development	25.09
7	AH-Dairy Development	1084.93
8	AH-Poultry Development	190.81
9	AH- Sheep/Goat/Piggery Development	192.50
10	Fisheries Development	34.67
11	Storage Godowns/Market Yards	301.68
12	Food and Agro Processing	1373.73
13	Others (Agriculture)	861.51
<b>14</b>	<b>Term Loan for Agriculture (2 to 13)</b>	<b>5150.47</b>
<b>15</b>	<b>Total Agriculture Credit (Crop Loan and Term Loan) (1+14)</b>	<b>12648.50</b>
16	Non Farm Sector - Investment Credit	6124.44
17	Non Farm Sector - Working Credit	4309.10
<b>18</b>	<b>NFS-Total (16 to 17)</b>	<b>10433.54</b>
19	Export Loan	50.41
20	Education Loan	708.28
21	Housing Loan	2614.56
22	Renewable Sources of Energy	43.26
23	Social Infrastructure involving Bank Credit	371.90
23	Others (OPS)	289.72
<b>24</b>	<b>Other Priority Sector (19 to 23)</b>	<b>4078.13</b>
<b>25</b>	<b>Grand Total (15+18+24)</b>	<b>27160.17</b>

## ANNUAL CREDIT PLAN 2021 - 22

## UTTARAKHAND STATE

(Amt in Lakhs)

Sr. No.	Name of District	Priority Sector-Agriculture											
		Farm Credit				Out of Farm Credit, total allied activities		Agri. Infrastructure		Ancillary Activities		Total Agriculture (PS)	
		Crop Loan		Term Loan									
		A/c	Amt	A/c	Amt	A/c	Amt	A/c	Amt	A/c	Amt	A/c	Amt
1	DEHRADUN	23863	37836.8	27025	44720.4	14003	26255.62	2971	8839.31	3689	5967.72	57548	97364.1
2	HARIDWAR	106481	200000	19567	55832	19567	55831.97	174	4570.91	640	9597.04	126862	270000
3	PAURI GARHWAL	7781	17419	2339	4168.5	1173	2721.5	607	1265.15	568	1260.5	11295	24113.2
4	ALMORA	9845	17809	1231	13151	1229	13151	868	11147	982	2004	12926	44111
5	BAGESHWAR	21403	8257.5	12605	5165.52	0	0	0	0	0	0	34008	13423
6	CHAMPAWAT	21260	10683	6422	3834.52	2914	2604.1	493	229.48	102	280	28277	15027
7	NAINITAL	5519	59008	3320	33460.1	1976	24282.97	738	14595	932	9338.06	10509	116401
8	PITHORAGARH	35025	24046.2	6650	5158.16	744	505.93	553	485.35	761	602.63	42989	30292.3
9	CHAMOLI	12258	5746	6892	8696.02	3186	4104.88	119	99.97	2301	2932.09	21570	17474.1
10	RUDRA PRAYAG	10950	7325	2245	2545	1812	1553	0	0	278	278	13473	10148
11	TEHRI GARHWAL	61276	15823	8397	12692	8397	12692	143	146	4642	2434	74458	31095
12	UDAM SINGH NAGAR	113394	296689	20992	116158	10386	43963	10606	16006	10316	109772	155308	538625
13	UTTAR KASHI	21670	17434.9	5600	3851	1120	770	200	177.16	300	322.25	27770	21785.4
	TOTAL	450725	718077	123285	309432	66507	188435.97	17472	57561.4	25511	144788	616993	1229859

## ANNUAL CREDIT PLAN 2021 - 22

## UTTARAKHAND STATE

(Amt in Lakhs)

Sr. No.	Name of District	Priority Sector- MSME											
		Micro Enterprises		Small Enterprises		Medium Enterprises		Khadi and Village Industries		Others under MSMEs		Total MSMEs (PS)	
		A/c	Amt	A/c	Amt	A/c	Amt	A/c	Amt	A/c	Amt	A/c	Amt
1	DEHRADUN	14913	41868.5	45475	187427	24069	87933.3	5154	13955.5	7802	21252.1	97413	352437
2	HARIDWAR	5043	81400	513	61050.1	107	31450	603	6475.04	110	4624.91	6376	185000
3	PAURI GARHWAL	416	5291.29	111	4974	86	4616	1304	3263	1048	5262.65	2965	23406.9
4	ALMORA	1450	1605	626	846	173	291	813	5439	1526	13202	4588	21383
5	BAGESHWAR	2071	1811.24	2289	2000.36	1962	1820.65	1472	1303.76	0	0	7794	6936.01
6	CHAMPAWAT	1873	3223.66	722	1786.4	1047	1155.98	296	308.41	936	2429.55	4874	8904
7	NAINITAL	2201	26067	715	31694.8	819	49182.5	401	583.81	441	8777.82	4577	116306
8	PITHORAGARH	515	2936.28	410	2257.97	445	2801.77	568	1354.63	556	2267.19	2494	11617.8
9	CHAMOLI	1943	1491.74	1392	2983.42	1117	4475.11	1392	3729.29	1117	2237.57	6961	14917.1
10	RUDRA PRAYAG	2156	1074	786	1437	345	1617	298	1796	299	2158	3884	8082
11	TEHRI GARHWAL	2359	10887	8	150	0	0	396	1530	0	0	2763	12567
12	UDAM SINGH NAGAR	19897	95169	19887	131318	7139	40720	1018	1370	984	2632	48925	271209
13	UTTAR KASHI	500	2608.49	400	1889.63	450	2517.46	500	3147.9	550	2424.5	2400	12588
	TOTAL	55337	275433	73334	429815	37759	228581	14215	44256.4	15369	67268.3	196014	1045354

## ANNUAL CREDIT PLAN 2021 - 22

## UTTARAKHAND STATE

(Amt in Lakhs)

Sr. No.	Name of District	Priority Sector- (Other Priority)												Total Priority Sector (Agri+MSME+Other Priority)		Loans to weaker sections under Priority Sector	
		Export Credit		Education (PS)		Housing (PS)		Social Infrastructure		Renewable Energy		Other Priority					
		A/c	Amt	A/c	Amt	A/c	Amt	A/c	Amt	A/c	Amt	A/c	Amt	A/c	Amt	A/c	Amt
1	ALMORA	0	0	1739	2376	1740	9400	860	5198	263	288	739	2098	22855	84854	715	31.8
2	BAGESHWAR	0	0	468	3055.09	641	5927.23	293	1706.3	288	1054.1	42	751.06	43534	32852.8	668	1242.76
3	CHAMPAWAT	0	0	102	231	249	1370.5	194	573.75	70	61.4	1733	4805.78	35499	30973.4	1016	997.61
4	NAINITAL	0	0	1015	9350.03	1829	25840.2	402	6538.33	401	365.19	636	2579.81	19369	277381	1647	3057.02
5	PITHORAGARH	0	0	173	1351.66	423	7539.9	269	923	193	133.61	2206	3046.07	48747	54904.4	236	247.49
6	DEHRADUN	1030	1673.47	3380	14471.5	4922	56248.5	2331	4944.47	1097	1345.21	985	1701.19	168706	530185	26165	53018.49
7	HARIDWAR	0	0	2859	12390	6368	40415	147	589.97	185	58.98	6509	5546.04	149306	514000	61670	51740.05
8	PAURI GARHWAL	30	102	892	9053	1446	17365.5	47	5907	277	122.3	1903	1910	18855	81979.9	291	933
9	CHAMOLI	90	179.1	629	1790.8	629	5372.43	749	895.44	1230	1790.8	4842	7879.52	36700	50299.3	1531	1790.8
10	RUDRA PRAYAG	0	0	150	1074	362	1796	149	180	0	0	836	720	18854	22000	4595	3306
11	TEHRI GARHWAL	0	0	533	5330	870	14550	1252	2374	493	192	1380	791	81749	66899	388	194
12	UDAM SINGH NAGAR	385	1807	560	9197	560	44532	3020	2448	3021	1021	4647	4045	216426	872884	610	77
13	UTTAR KASHI	200	668.45	400	1782	200	2005.73	150	1671.32	150	294.92	500	1074.05	31770	41869.8	320	1500
	TOTAL	1735	4430.02	12900	71452.1	20239	232363	9863	33949.6	7668	6727.51	26958	36947.5	892370	2661082	99852	118136.02

## ANNUAL CREDIT PLAN 2021 - 22

## UTTARAKHAND STATE

(Amt in Lakhs)

Sr. No.	Name of District	Non Priority Sector												Grand Total (Priority Sector + Non Priority Sector)	
		Agriculture (NPS)		Education (NPS)		Housing (NPS)		Personal Loans under NPS		Others NPS		Total Non Priority Sector			
		A/c	Amt	A/c	Amt	A/c	Amt	A/c	Amt	A/c	Amt	A/c	Amt	A/c	Amt
1	DEHRADUN	8291	18438.5	10522	101402	11086	157735	10693	45067.2	11814	52918	52406	375561	221112	905746.06
2	HARIDWAR	0	0	0	0	0	0	0	0	7735	150000	7735	150000	157041	664000.01
3	PAURI GARHWAL	0	0	1705	5047	2737	8396	3945	13517	0	0	8387	26960	27242	108939.89
4	ALMORA	0	0	0	0	0	0	0	0	1227	12465	1227	12465	24082	97319
5	BAGESHWAR	0	0	136	1311.91	249	2657.59	511	966.81	27	22.09	923	4958.4	44457	37811.21
6	CHAMPAWAT	0	0	0	0	49	2006	1125	1979.1	2565	4617.9	3739	8603	39238	39576.43
7	NAINITAL	5317	96061.3	925	20403.9	1346	48758.8	1153	26498.7	1127	27343.8	9868	219067	29237	496447.21
8	PITHORAGARH	2914	1239.67	3481	1238.67	4866	7277.43	7278	7197.43	9804	7641.43	28343	24594.6	77090	79499
9	CHAMOLI	409	482.19	217	964.36	140	2892.96	981	1928.6	1556	3375.09	3303	9643.2	40003	59942.5
10	RUDRA PRAYAG	0	0	288	1000	302	3000	1110	3000	1370	3000	3070	10000	21924	32000
11	TEHRI GARHWAL	0	0	0	0	0	0	34764	68198	0	0	34764	68198	116513	135097
12	UDAM SINGH NAGAR	3030	3235	560	3250	560	3255	384	625	384	951.3	4918	11316.3	221344	884200.3
13	UTTAR KASHI	2700	2719.5	300	1554	200	1942.5	250	388.5	550	1165.5	4000	7770	35770	49639.8
	TOTAL	22661	122176	18134	136172	21535	237921	62194	169366	38159	263500	162683	929136	1055053	3590218.41

DISTRICT CREDIT PLAN 2021 - 22

ALMORA

(Amt in Lakhs)

Sr. No.	NAME OF BANK	Priority Sector-Agriculture											
		Farm Credit				Out of Farm Credit, total allied activities		Agri. Infrastructure		Ancillary Activities		Total Agriculture (PS)	
		Crop Loan		Term Loan		A/c	Amt	A/c	Amt	A/c	Amt	A/c	Amt
		A/c	Amt	A/c	Amt								
1	STATE BANK OF INDIA	2711	4908	221	2895	221	2895	247	3167	293	575	3472	11545
2	PUNJAB NATIONAL BANK	407	1616	94	1219	94	1219	96	1040	96	178	693	4053
3	BANK OF BARODA	213	752	91	540	91	540	46	458	31	82	381	1832
A	Total Lead Banks	3331	7276	406	4654	406	4654	389	4665	420	835	4546	17430
4	UNION BANK OF INDIA	65	488	39	351	39	351	24	305	36	56	164	1200
5	CANARA BANK	289	1126	72	839	72	839	68	712	87	126	516	2803
6	CENTRAL BANK OF INDIA	85	366	19	273	19	273	18	229	21	45	143	913
7	PUNJAB AND SIND BANK	0	0	0	0	0	0	0	0	0	0	0	0
8	UCO BANK	140	488	32	377	32	377	32	305	28	56	232	1226
9	INDIAN OVERSEAS BANK	0	0	0	0	0	0	0	0	0	0	0	0
10	BANK OF INDIA	70	247	35	171	35	171	16	153	8	18	129	589
11	INDIAN BANK	85	241	13	156	13	156	9	140	8	16	115	553
12	BANK OF MAHRASHTRA	0	0	0	0	0	0	0	0	0	0	0	0
B	Total Non-Lead Banks	734	2956	210	2167	210	2167	167	1844	188	317	1299	7284
C	Total N. Banks (A + B)	4065	10232	616	6821	616	6821	556	6509	608	1152	5845	24714
13	UTTARAKHAND G.B	2806	3824	178	3351	178	3351	130	2144	163	428	3277	9747
14	PRATHAMA U.P GRAMIN BANK	0	0	0	0	0	0	0	0	0	0	0	0
D	Total R.R.B.	2806	3824	178	3351	178	3351	130	2144	163	428	3277	9747
15	CO-OPERATIVE BANK	2766	3039	154	2274	154	2274	99	1509	192	338	3211	7160
E	Total Cooperative	2766	3039	154	2274	154	2274	99	1509	192	338	3211	7160
F	Total (C+D+E)	9637	17095	948	12446	948	12446	785	10162	963	1918	12333	41621
16	THE NAINITAL BANK LTD	120	495	32	325	32	325	31	277	9	36	192	1133
17	AXIS BANK	0	0	64	60	62	60	10	60	0	0	74	120
18	ICICI BANK	0	0	32	30	32	30	5	30	0	0	37	60
19	IDBI BANK	64	134	68	161	68	161	13	503	3	36	148	834
20	HDFC BANK	0	0	64	60	64	60	10	60	0	0	74	120
21	J & K BANK	0	0	0	0	0	0	0	0	0	0	0	0
22	FEDERAL BANK	0	0	0	0	0	0	0	0	0	0	0	0
23	INDUSIND BANK	0	0	15	30	15	30	8	30	0	0	23	60
24	KARNATAKA BANK	0	0	0	0	0	0	0	0	0	0	0	0
25	SOUTH INDIAN BANK	0	0	0	0	0	0	0	0	0	0	0	0
26	YES BANK	0	0	0	0	0	0	0	0	0	0	0	0
27	KOTAK MAHINDRA BANK	0	0	0	0	0	0	0	0	0	0	0	0
28	BANDHAN BANK	0	0	0	0	0	0	0	0	0	0	0	0
G	Total Private Bank	184	629	275	666	273	666	77	960	12	72	548	2327
29	UJJIVAN SMALL FINANCE BANK	0	0	0	0	0	0	0	0	0	0	0	0
30	UTKARSH SMALL FINANCE BANK	24	85	8	39	8	39	6	25	7	14	45	163
31	IDFC FIRST BANK	0	0	0	0	0	0	0	0	0	0	0	0
H	SMALL FINANCE BANK	24	85	8	39	8	39	6	25	7	14	45	163
	Total All Bank (F+G+H)	9845	17809	1231	13151	1229	13151	868	11147	982	2004	12926	44111

DISTRICT CREDIT PLAN 2021 - 22

ALMORA

(Amt in Lakhs)

Sr. No.	NAME OF BANK	Priority Sector- MSME											
		Micro Enterprises		Small Enterprises		Medium Enterprises		Khadi and Village Industries		Others under MSMEs		Total MSMEs (PS)	
		A/c	Amt	A/c	Amt	A/c	Amt	A/c	Amt	A/c	Amt	A/c	Amt
1	STATE BANK OF INDIA	390	444	184	97	60	83	197	1615	394	3326	1225	5565
2	PUNJAB NATIONAL BANK	130	156	52	57	13	26	60	509	136	1163	391	1911
3	BANK OF BARODA	60	84	24	37	6	14	64	234	85	546	239	915
A	Total Lead Banks	580	684	260	191	79	123	321	2358	615	5035	1855	8391
4	UNION BANK OF INDIA	30	48	30	21	8	8	20	157	30	368	118	602
5	CANARA BANK	90	110	36	49	8	18	75	405	119	822	328	1404
6	CENTRAL BANK OF INDIA	30	33	12	14	3	6	15	117	30	81	90	251
7	PUNJAB AND SIND BANK	0	0	0	0	0	0	0	0	0	0	0	0
8	UCO BANK	40	44	16	18	6	8	20	166	40	364	122	600
9	INDIAN OVERSEAS BANK	0	0	0	0	0	0	0	0	0	0	0	0
10	BANK OF INDIA	20	18	8	8	4	4	30	70	36	165	98	265
11	INDIAN BANK	20	18	8	9	2	4	12	64	16	1480	58	1575
12	BANK OF MAHRASHTRA	0	0	0	0	0	0	0	0	0	0	0	0
B	Total Non-Lead Banks	230	271	110	119	31	48	172	979	271	3280	814	4697
C	Total N. Banks (A + B)	810	955	370	310	110	171	493	3337	886	8315	2669	13088
13	UTTARAKHAND G.B	290	343	116	109	27	56	145	1127	290	2589	868	4224
14	PRATHAMA U.P GRAMIN BANK	0	0	0	0	0	0	0	0	0	0	0	0
D	Total R.R.B.	290	343	116	109	27	56	145	1127	290	2589	868	4224
15	CO-OPERATIVE BANK	220	201	88	388	23	47	110	573	220	1335	661	2544
E	Total Cooperative	220	201	88	388	23	47	110	573	220	1335	661	2544
F	Total (C+D+E)	1320	1499	574	807	160	274	748	5037	1396	12239	4198	19856
16	THE NAINITAL BANK LTD	40	44	16	19	4	8	20	147	40	368	120	586
17	AXIS BANK	10	7	4	1	1	1	5	29	10	67	30	105
18	ICICI BANK	10	8	4	1	1	1	5	28	10	66	30	104
19	IDBI BANK	30	21	12	7	3	3	15	87	30	201	90	319
20	HDFC BANK	20	14	8	3	2	2	10	58	20	134	60	211
21	J & K BANK	0	0	0	0	0	0	0	0	0	0	0	0
22	FEDERAL BANK	0	0	0	0	0	0	0	0	0	0	0	0
23	INDUSIND BANK	10	6	4	1	1	1	5	28	10	65	30	101
24	KARNATAKA BANK	0	0	0	0	0	0	0	0	0	0	0	0
25	SOUTH INDIAN BANK	0	0	0	0	0	0	0	0	0	0	0	0
26	YES BANK	0	0	0	0	0	0	0	0	0	0	0	0
27	KOTAK MAHINDRA BANK	0	0	0	0	0	0	0	0	0	0	0	0
28	BANDHAN BANK	0	0	0	0	0	0	0	0	0	0	0	0
G	Total Private Bank	120	100	48	32	12	16	60	377	120	901	360	1426
29	UJIVAN SMALL FINANCE BANK	0	0	0	0	0	0	0	0	0	0	0	0
30	UTKARSH SMALL FINANCE BANK	10	6	4	7	1	1	5	25	10	62	30	101
31	IDFC FIRST BANK	0	0	0	0	0	0	0	0	0	0	0	0
H	SMALL FINANCE BANK	10	6	4	7	1	1	5	25	10	62	30	101
	Total All Bank (F+G+H)	1450	1605	626	846	173	291	813	5439	1526	13202	4588	21383

DISTRICT CREDIT PLAN 2021 - 22

ALMORA

(Amt in Lakhs)

Sr. No.	NAME OF BANK	Priority Sector- (Other Priority)												Total Priority Sector (Agri+MSME+Other Priority)		Loans to weaker sections under Priority Sector	
		Export Credit		Education (PS)		Housing (PS)		Social Infrastructure		Renewable Energy		Other Priority					
		A/c	Amt	A/c	Amt	A/c	Amt	A/c	Amt	A/c	Amt	A/c	Amt	A/c	Amt	A/c	Amt
1	STATE BANK OF INDIA	0	0	468	674	468	2658	234	1498	78	85	195	607	6140	22632	195	7.87
2	PUNJAB NATIONAL BANK	0	0	156	222	156	937	78	463	30	27	60	168	1564	7781	55	3
3	BANK OF BARODA	0	0	72	100	72	422	36	200	12	12	30	84	842	3565	30	1.2
A	Total Lead Banks	0	0	696	996	696	4017	348	2161	120	124	285	859	8546	33978	280	12.07
4	UNION BANK OF INDIA	0	0	36	70	36	258	18	120	4	7	35	57	411	2314	25	0.6
5	CANARA BANK	0	0	96	150	108	570	54	270	18	12	45	126	1165	5335	45	5.4
6	CENTRAL BANK OF INDIA	0	0	36	49	36	193	18	161	3	4	15	42	341	1613	15	0.6
7	PUNJAB AND SIND BANK	0	0	0	0	0	0	0	0	0	0	0	0	0	0	0	0
8	UCO BANK	0	0	48	65	48	258	24	120	8	8	15	42	497	2319	15	0.6
9	INDIAN OVERSEAS BANK	0	0	0	0	0	0	0	0	0	0	0	0	0	0	0	0
10	BANK OF INDIA	0	0	27	43	24	144	12	60	2	1	10	28	302	1130	10	0.38
11	INDIAN BANK	0	0	24	43	12	130	6	60	4	1	10	28	229	2390	10	0.36
12	BANK OF MAHRASHTRA	0	0	0	0	0	0	0	0	0	0	0	0	0	0	0	0
B	Total Non-Lead Banks	0	0	267	420	264	1553	132	791	39	33	130	323	2945	15101	120	7.94
C	Total N. Banks (A + B)	0	0	963	1416	960	5570	480	2952	159	157	415	1182	11491	49079	400	20.01
13	UTTARAKHAND G.B	0	0	348	450	348	1869	174	1033	58	48	154	430	5227	17801	145	6.08
14	PRATHAMA U.P GRAMIN BANK	0	0	0	0	0	0	0	0	0	0	0	0	0	0	0	0
D	Total R.R.B.	0	0	348	450	348	1869	174	1033	58	48	154	430	5227	17801	145	6.08
15	CO-OPERATIVE BANK	0	0	264	321	264	1086	122	877	38	77	105	304	4665	12369	105	4.03
E	Total Cooperative	0	0	264	321	264	1086	122	877	38	77	105	304	4665	12369	105	4.03
F	Total (C+D+E)	0	0	1575	2187	1572	8525	776	4862	255	282	674	1916	21383	79249	650	30.12
16	THE NAINITAL BANK LTD	0	0	48	49	48	268	24	144	8	6	20	56	460	2242	20	0.76
17	AXIS BANK	0	0	24	32	24	150	12	30	0	0	5	14	169	451	5	0.09
18	ICICI BANK	0	0	12	11	12	74	6	2	0	0	5	14	102	265	5	0.09
19	IDBI BANK	0	0	36	49	36	193	18	90	0	0	15	42	343	1527	15	0.39
20	HDFC BANK	0	0	24	32	24	150	12	30	0	0	10	28	204	571	10	0.18
21	J & K BANK	0	0	0	0	0	0	0	0	0	0	0	0	0	0	0	0
22	FEDERAL BANK	0	0	0	0	0	0	0	0	0	0	0	0	0	0	0	0
23	INDUSIND BANK	0	0	8	8	12	25	6	20	0	0	5	14	84	228	5	0.07
24	KARNATAKA BANK	0	0	0	0	0	0	0	0	0	0	0	0	0	0	0	0
25	SOUTH INDIAN BANK	0	0	0	0	0	0	0	0	0	0	0	0	0	0	0	0
26	YES BANK	0	0	0	0	0	0	0	0	0	0	0	0	0	0	0	0
27	KOTAK MAHINDRA BANK	0	0	0	0	0	0	0	0	0	0	0	0	0	0	0	0
28	BANDHAN BANK	0	0	0	0	0	0	0	0	0	0	0	0	0	0	0	0
G	Total Private Bank	0	0	152	181	156	860	78	316	8	6	60	168	1362	5284	60	1.58
29	UJIVAN SMALL FINANCE BANK	0	0	0	0	0	0	0	0	0	0	0	0	0	0	0	0
30	UTKARSH SMALL FINANCE BANK	0	0	12	8	12	15	6	20	0	0	5	14	110	321	5	0.1
31	IDFC FIRST BANK	0	0	0	0	0	0	0	0	0	0	0	0	0	0	0	0
H	SMALL FINANCE BANK	0	0	12	8	12	15	6	20	0	0	5	14	110	321	5	0.1
	Total All Bank (F+G+H)	0	0	1739	2376	1740	9400	860	5198	263	288	739	2098	22855	84854	715	31.8

DISTRICT CREDIT PLAN 2021 - 22

ALMORA

(Amt in Lakhs)

Sr. No.	NAME OF BANK	Non Priority Sector												Grand Total (Priority Sector + Non Priority Sector)	
		Agriculture (NPS)		Education (NPS)		Housing (NPS)		Personal Loans under NPS		Others NPS		Total Non Priority Sector		A/c	Amt
		A/c	Amt	A/c	Amt	A/c	Amt	A/c	Amt	A/c	Amt	A/c	Amt		
1	STATE BANK OF INDIA	0	0	0	0	0	0	0	0	312	2513	312	2513	6452	25145
2	PUNJAB NATIONAL BANK	0	0	0	0	0	0	0	0	104	774	104	774	1668	8555
3	BANK OF BARODA	0	0	0	0	0	0	0	0	48	357	48	357	890	3922
A	Total Lead Banks	0	0	0	0	0	0	0	0	464	3644	464	3644	9010	37622
4	UNION BANK OF INDIA	0	0	0	0	0	0	0	0	75	235	75	235	486	2549
5	CANARA BANK	0	0	0	0	0	0	0	0	72	655	72	655	1237	5990
6	CENTRAL BANK OF INDIA	0	0	0	0	0	0	0	0	24	179	24	179	365	1792
7	PUNJAB AND SIND BANK	0	0	0	0	0	0	0	0	0	0	0	0	0	0
8	UCO BANK	0	0	0	0	0	0	0	0	32	238	32	238	529	2557
9	INDIAN OVERSEAS BANK	0	0	0	0	0	0	0	0	0	0	0	0	0	0
10	BANK OF INDIA	0	0	0	0	0	0	0	0	16	119	16	119	318	1249
11	INDIAN BANK	0	0	0	0	0	0	0	0	16	120	16	120	245	2510
12	BANK OF MAHRASHTRA	0	0	0	0	0	0	0	0	0	0	0	0	0	0
B	Total Non-Lead Banks	0	0	0	0	0	0	0	0	235	1546	235	1546	3180	16647
C	Total N. Banks (A + B)	0	0	0	0	0	0	0	0	699	5190	699	5190	12190	54269
13	UTTARAKHAND G.B	0	0	0	0	0	0	0	0	240	2125	240	2125	5467	19926
14	PRATHAMA U.P GRAMIN BANK	0	0	0	0	0	0	0	0	0	0	0	0	0	0
D	Total R.R.B.	0	0	0	0	0	0	0	0	240	2125	240	2125	5467	19926
15	CO-OPERATIVE BANK	0	0	0	0	0	0	0	0	176	1699	176	1699	4841	14068
E	Total Cooperative	0	0	0	0	0	0	0	0	176	1699	176	1699	4841	14068
F	Total (C+D+E)	0	0	0	0	0	0	0	0	1115	9014	1115	9014	22498	88263
16	THE NAINITAL BANK LTD	0	0	0	0	0	0	0	0	32	1725	32	1725	492	3967
17	AXIS BANK	0	0	0	0	0	0	0	0	16	60	16	60	185	511
18	ICICI BANK	0	0	0	0	0	0	0	0	8	1250	8	1250	110	1515
19	IDBI BANK	0	0	0	0	0	0	0	0	24	60	24	60	367	1587
20	HDFC BANK	0	0	0	0	0	0	0	0	16	238	16	238	220	809
21	J & K BANK	0	0	0	0	0	0	0	0	0	0	0	0	0	0
22	FEDERAL BANK	0	0	0	0	0	0	0	0	0	0	0	0	0	0
23	INDUSIND BANK	0	0	0	0	0	0	0	0	8	60	8	60	92	288
24	KARNATAKA BANK	0	0	0	0	0	0	0	0	0	0	0	0	0	0
25	SOUTH INDIAN BANK	0	0	0	0	0	0	0	0	0	0	0	0	0	0
26	YES BANK	0	0	0	0	0	0	0	0	0	0	0	0	0	0
27	KOTAK MAHINDRA BANK	0	0	0	0	0	0	0	0	0	0	0	0	0	0
28	BANDHAN BANK	0	0	0	0	0	0	0	0	0	0	0	0	0	0
G	Total Private Bank	0	0	0	0	0	0	0	0	104	3393	104	3393	1466	8677
29	UJIVAN SMALL FINANCE BANK	0	0	0	0	0	0	0	0	0	0	0	0	0	0
30	UTKARSH SMALL FINANCE BANK	0	0	0	0	0	0	0	0	8	58	8	58	118	379
31	IDFC FIRST BANK	0	0	0	0	0	0	0	0	0	0	0	0	0	0
H	SMALL FINANCE BANK	0	0	0	0	0	0	0	0	8	58	8	58	118	379
	Total All Bank (F+G+H)	0	0	0	0	0	0	0	0	1227	12465	1227	12465	24082	97319



DISTRICT CREDIT PLAN 2021 - 22

BAGESHWAR

(Amt in Lakhs)

Sr. No.	NAME OF BANK	Priority Sector-Agriculture											
		Farm Credit				Out of Farm Credit, total allied activities		Agri. Infrastructure		Ancillary Activities		Total Agriculture (PS)	
		Crop Loan		Term Loan		A/c	Amt	A/c	Amt	A/c	Amt	A/c	Amt
		A/c	Amt	A/c	Amt								
1	STATE BANK OF INDIA	3950	1366.06	1290	902.57	0	0	0	0	0	0	5240	2268.63
2	PUNJAB NATIONAL BANK	1005	294.35	275	157.42	0	0	0	0	0	0	1280	451.77
3	BANK OF BARODA	1219	389.56	493	241.62	0	0	0	0	0	0	1712	631.18
A	Total Lead Banks	6174	2049.97	2058	1301.61	0	0	0	0	0	0	8232	3351.58
4	UNION BANK OF INDIA	830	351.42	279	211.32	0	0	0	0	0	0	1109	562.74
5	CANARA BANK	359	152.33	155	108.68	0	0	0	0	0	0	514	261.01
6	CENTRAL BANK OF INDIA	98	105.97	86	69.23	0	0	0	0	0	0	184	175.2
7	PUNJAB AND SIND BANK	0	0	0	0	0	0	0	0	0	0	0	0
8	UCO BANK	340	375.87	252	214.51	0	0	0	0	0	0	592	590.38
9	INDIAN OVERSEAS BANK	65	95.87	68	58.9	0	0	0	0	0	0	133	154.77
10	BANK OF INDIA	58	87.21	80	62.95	0	0	0	0	0	0	138	150.16
11	INDIAN BANK	61	98.62	75	72.54	0	0	0	0	0	0	136	171.16
12	BANK OF MAHRASHTRA	0	0	0	0	0	0	0	0	0	0	0	0
B	Total Non-Lead Banks	1811	1267.29	995	798.13	0	0	0	0	0	0	2806	2065.42
C	Total N. Banks (A + B)	7985	3317.26	3053	2099.74	0	0	0	0	0	0	11038	5417
13	UTTARAKHAND G.B	6866	2456.24	5535	1695.24	0	0	0	0	0	0	12401	4151.48
14	PRATHAMA U.P GRAMIN BANK	0	0	0	0	0	0	0	0	0	0	0	0
D	Total R.R.B.	6866	2456.24	5535	1695.24	0	0	0	0	0	0	12401	4151.48
15	CO-OPERATIVE BANK	5978	1998.62	3724	1049.43	0	0	0	0	0	0	9702	3048.05
E	Total Cooperative	5978	1998.62	3724	1049.43	0	0	0	0	0	0	9702	3048.05
F	Total (C+D+E)	20829	7772.12	12312	4844.41	0	0	0	0	0	0	33141	12616.5
16	THE NAINITAL BANK LTD	490	395.85	242	264.32	0	0	0	0	0	0	732	660.17
17	AXIS BANK	0	0	0	0	0	0	0	0	0	0	0	0
18	ICICI BANK	0	0	0	0	0	0	0	0	0	0	0	0
19	IDBI BANK	84	89.53	51	56.79	0	0	0	0	0	0	135	146.32
20	HDFC BANK	0	0	0	0	0	0	0	0	0	0	0	0
21	J & K BANK	0	0	0	0	0	0	0	0	0	0	0	0
22	FEDERAL BANK	0	0	0	0	0	0	0	0	0	0	0	0
23	INDUSIND BANK	0	0	0	0	0	0	0	0	0	0	0	0
24	KARNATAKA BANK	0	0	0	0	0	0	0	0	0	0	0	0
25	SOUTH INDIAN BANK	0	0	0	0	0	0	0	0	0	0	0	0
26	YES BANK	0	0	0	0	0	0	0	0	0	0	0	0
27	KOTAK MAHINDRA BANK	0	0	0	0	0	0	0	0	0	0	0	0
28	BANDHAN BANK	0	0	0	0	0	0	0	0	0	0	0	0
G	Total Private Bank	574	485.38	293	321.11	0	0	0	0	0	0	867	806.49
29	UJJIVAN SMALL FINANCE BANK	0	0	0	0	0	0	0	0	0	0	0	0
30	UTKARSH SMALL FINANCE BANK	0	0	0	0	0	0	0	0	0	0	0	0
31	IDFC FIRST BANK	0	0	0	0	0	0	0	0	0	0	0	0
H	SMALL FINANCE BANK	0	0	0	0	0	0	0	0	0	0	0	0
	Total All Bank (F+G+H)	21403	8257.5	12605	5165.52	0	0	0	0	0	0	34008	13423

DISTRICT CREDIT PLAN 2021 - 22

BAGESHWAR

(Amt in Lakhs)

Sr. No.	NAME OF BANK	Priority Sector- MSME											
		Micro Enterprises		Small Enterprises		Medium Enterprises		Khadi and Village Industries		Others under MSMEs		Total MSMEs (PS)	
		A/c	Amt	A/c	Amt	A/c	Amt	A/c	Amt	A/c	Amt	A/c	Amt
1	STATE BANK OF INDIA	571	468	497	443.35	354	341.96	282	244.22	0	0	1704	1497.53
2	PUNJAB NATIONAL BANK	63	54.24	116	99.8	96	94.3	29	37.3	0	0	304	285.64
3	BANK OF BARODA	92	90	192	145	130	120	106	57.52	0	0	520	412.52
A	Total Lead Banks	726	612.24	805	688.15	580	556.26	417	339.04	0	0	2528	2195.69
4	UNION BANK OF INDIA	96	94.7	106	122.2	105	110.5	99	71.16	0	0	406	398.56
5	CANARA BANK	75	80	67	75	75	89	105	34.25	0	0	322	278.25
6	CENTRAL BANK OF INDIA	49	49.58	39	38.5	24	27.9	14	10.43	0	0	126	126.41
7	PUNJAB AND SIND BANK	0	0	0	0	0	0	0	0	0	0	0	0
8	UCO BANK	102	97	106	109	113	108.55	35	96.04	0	0	356	410.59
9	INDIAN OVERSEAS BANK	42	40.81	57	55.6	36	34.51	0	10.6	0	0	135	141.52
10	BANK OF INDIA	32	31.56	52	45.6	46	41.81	15	10.59	0	0	145	129.56
11	INDIAN BANK	37	32.56	29	30.41	34	35.62	34	33.23	0	0	134	131.82
12	BANK OF MAHRASHTRA	0	0	0	0	0	0	0	0	0	0	0	0
B	Total Non-Lead Banks	433	426.21	456	476.31	433	447.89	302	266.3	0	0	1624	1616.71
C	Total N. Banks (A + B)	1159	1038.45	1261	1164.46	1013	1004.15	719	605.34	0	0	4152	3812.4
13	UTTARAKHAND G.B	612	475	671	486	707	520	562	423.21	0	0	2552	1904.21
14	PRATHAMA U.P GRAMIN BANK	0	0	0	0	0	0	0	0	0	0	0	0
D	Total R.R.B.	612	475	671	486	707	520	562	423.21	0	0	2552	1904.21
15	CO-OPERATIVE BANK	152	166	175	185	114	165	91	164	0	0	532	680
E	Total Cooperative	152	166	175	185	114	165	91	164	0	0	532	680
F	Total (C+D+E)	1923	1679.45	2107	1835.46	1834	1689.15	1372	1192.55	0	0	7236	6396.61
16	THE NAINITAL BANK LTD	107	95	130	119	95	101	85	91.89	0	0	417	406.89
17	AXIS BANK	0	0	0	0	0	0	0	0	0	0	0	0
18	ICICI BANK	0	0	0	0	0	0	0	0	0	0	0	0
19	IDBI BANK	41	36.79	52	45.9	33	30.5	15	19.32	0	0	141	132.51
20	HDFC BANK	0	0	0	0	0	0	0	0	0	0	0	0
21	J & K BANK	0	0	0	0	0	0	0	0	0	0	0	0
22	FEDERAL BANK	0	0	0	0	0	0	0	0	0	0	0	0
23	INDUSIND BANK	0	0	0	0	0	0	0	0	0	0	0	0
24	KARNATAKA BANK	0	0	0	0	0	0	0	0	0	0	0	0
25	SOUTH INDIAN BANK	0	0	0	0	0	0	0	0	0	0	0	0
26	YES BANK	0	0	0	0	0	0	0	0	0	0	0	0
27	KOTAK MAHINDRA BANK	0	0	0	0	0	0	0	0	0	0	0	0
28	BANDHAN BANK	0	0	0	0	0	0	0	0	0	0	0	0
G	Total Private Bank	148	131.79	182	164.9	128	131.5	100	111.21	0	0	558	539.4
29	UJJIVAN SMALL FINANCE BANK	0	0	0	0	0	0	0	0	0	0	0	0
30	UTKARSH SMALL FINANCE BANK	0	0	0	0	0	0	0	0	0	0	0	0
31	IDFC FIRST BANK	0	0	0	0	0	0	0	0	0	0	0	0
H	SMALL FINANCE BANK	0	0	0	0	0	0	0	0	0	0	0	0
	Total All Bank (F+G+H)	2071	1811.24	2289	2000.36	1962	1820.65	1472	1303.76	0	0	7794	6936.01

DISTRICT CREDIT PLAN 2021 - 22

BAGESHWAR

(Amt in Lakhs)

Sr. No.	NAME OF BANK	Priority Sector- (Other Priority)												Total Priority Sector (Agri+MSME+Other Priority)		Loans to weaker sections under Priority Sector	
		Export Credit		Education (PS)		Housing (PS)		Social Infrastructure		Renewable Energy		Other Priority					
		A/c	Amt	A/c	Amt	A/c	Amt	A/c	Amt	A/c	Amt	A/c	Amt	A/c	Amt	A/c	Amt
1	STATE BANK OF INDIA	0	0	55	703.89	139	2194.42	56	567.88	92	201.02	33	722.6	7319	8155.97	163	150.44
2	PUNJAB NATIONAL BANK	0	0	35	230	28	320	17	41	20	30.53	0	0	1684	1358.94	33	41.1
3	BANK OF BARODA	0	0	40	260	64	400	15	80	6	55.27	0	0	2357	1838.97	83	63
A	Total Lead Banks	0	0	130	1193.89	231	2914.42	88	688.88	118	286.82	33	722.6	11360	11353.9	279	254.54
4	UNION BANK OF INDIA	0	0	42	210	31	320	13	103	13	87.42	0	0	1614	1681.72	74	64
5	CANARA BANK	0	0	22	80	19	180	3	28.5	6	31.55	0	0	886	859.31	17	11.26
6	CENTRAL BANK OF INDIA	0	0	11	52.81	14	95.75	5	22.57	4	12.15	5	11.96	349	496.85	5	5.07
7	PUNJAB AND SIND BANK	0	0	0	0	0	0	0	0	0	0	0	0	0	0	0	0
8	UCO BANK	0	0	45	240	48	360	13	89.5	14	61.78	0	0	1068	1752.25	48	69
9	INDIAN OVERSEAS BANK	0	0	6	37.89	0	99.76	5	22.61	3	12.71	4	16.5	286	485.76	11	18
10	BANK OF INDIA	0	0	7	40	18	120	4	20.5	3	13.73	0	0	315	473.95	17	17
11	INDIAN BANK	0	0	11	40	12	87.3	8	32	7	13.58	0	0	308	475.86	15	6.49
12	BANK OF MAHRASHTRA	0	0	0	0	0	0	0	0	0	0	0	0	0	0	0	0
B	Total Non-Lead Banks	0	0	144	700.7	142	1262.81	51	318.68	50	232.92	9	28.46	4826	6225.7	187	190.82
C	Total N. Banks (A + B)	0	0	274	1894.59	373	4177.23	139	1007.56	168	519.74	42	751.06	16186	17579.6	466	445.36
13	UTTARAKHAND G.B	0	0	72	540	99	740	95	360	69	301.27	0	0	15288	7996.96	93	508
14	PRATHAMA U.P GRAMIN BANK	0	0	0	0	0	0	0	0	0	0	0	0	0	0	0	0
D	Total R.R.B.	0	0	72	540	99	740	95	360	69	301.27	0	0	15288	7996.96	93	508
15	CO-OPERATIVE BANK	0	0	66	360	90	540	28	170	35	114.57	0	0	10453	4912.62	48	128.9
E	Total Cooperative	0	0	66	360	90	540	28	170	35	114.57	0	0	10453	4912.62	48	128.9
F	Total (C+D+E)	0	0	412	2794.59	562	5457.23	262	1537.56	272	935.58	42	751.06	41927	30489.2	607	1082.26
16	THE NAINITAL BANK LTD	0	0	47	200	61	360	27	150	14	111.52	0	0	1298	1888.58	46	146
17	AXIS BANK	0	0	0	0	0	0	0	0	0	0	0	0	0	0	0	0
18	ICICI BANK	0	0	0	0	0	0	0	0	0	0	0	0	0	0	0	0
19	IDBI BANK	0	0	9	60.5	18	110	4	18.74	2	7	0	0	309	475.07	15	14.5
20	HDFC BANK	0	0	0	0	0	0	0	0	0	0	0	0	0	0	0	0
21	J & K BANK	0	0	0	0	0	0	0	0	0	0	0	0	0	0	0	0
22	FEDERAL BANK	0	0	0	0	0	0	0	0	0	0	0	0	0	0	0	0
23	INDUSIND BANK	0	0	0	0	0	0	0	0	0	0	0	0	0	0	0	0
24	KARNATAKA BANK	0	0	0	0	0	0	0	0	0	0	0	0	0	0	0	0
25	SOUTH INDIAN BANK	0	0	0	0	0	0	0	0	0	0	0	0	0	0	0	0
26	YES BANK	0	0	0	0	0	0	0	0	0	0	0	0	0	0	0	0
27	KOTAK MAHINDRA BANK	0	0	0	0	0	0	0	0	0	0	0	0	0	0	0	0
28	BANDHAN BANK	0	0	0	0	0	0	0	0	0	0	0	0	0	0	0	0
G	Total Private Bank	0	0	56	260.5	79	470	31	168.74	16	118.52	0	0	1607	2363.65	61	160.5
29	UJIVAN SMALL FINANCE BANK	0	0	0	0	0	0	0	0	0	0	0	0	0	0	0	0
30	UTKARSH SMALL FINANCE BANK	0	0	0	0	0	0	0	0	0	0	0	0	0	0	0	0
31	IDFC FIRST BANK	0	0	0	0	0	0	0	0	0	0	0	0	0	0	0	0
H	SMALL FINANCE BANK	0	0	0	0	0	0	0	0	0	0	0	0	0	0	0	0
	Total All Bank (F+G+H)	0	0	468	3055.09	641	5927.23	293	1706.3	288	1054.1	42	751.06	43534	32852.8	668	1242.76

DISTRICT CREDIT PLAN 2021 - 22

BAGESHWAR

(Amt in Lakhs)

Sr. No.	NAME OF BANK	Non Priority Sector												Grand Total (Priority Sector + Non Priority Sector)	
		Agriculture (NPS)		Education (NPS)		Housing (NPS)		Personal Loans under NPS		Others NPS		Total Non Priority Sector		A/c	Amt
		A/c	Amt	A/c	Amt	A/c	Amt	A/c	Amt	A/c	Amt	A/c	Amt		
1	STATE BANK OF INDIA	0	0	54	374	128	845.4	132	277.24	0	0	314	1496.64	7633	9652.61
2	PUNJAB NATIONAL BANK	0	0	16	80	4	120	53	52.89	0	0	73	252.89	1757	1611.83
3	BANK OF BARODA	0	0	10	50	6	120	63	55.86	0	0	79	225.86	2436	2064.83
A	Total Lead Banks	0	0	80	504	138	1085.4	248	385.99	0	0	466	1975.39	11826	13329.27
4	UNION BANK OF INDIA	0	0	3	30	7	140	28	49.61	0	0	38	219.61	1652	1901.33
5	CANARA BANK	0	0	0	0	3	20	3	60	27	22.09	33	102.09	919	961.4
6	CENTRAL BANK OF INDIA	0	0	2	18.51	2	35.6	5	5.09	0	0	9	59.2	358	556.05
7	PUNJAB AND SIND BANK	0	0	0	0	0	0	0	0	0	0	0	0	0	0
8	UCO BANK	0	0	3	30	7	140	33	37.43	0	0	43	207.43	1111	1959.68
9	INDIAN OVERSEAS BANK	0	0	2	16.89	2	26.79	3	4.86	0	0	7	48.54	293	534.3
10	BANK OF INDIA	0	0	1	10	2	40	4	0.88	0	0	7	50.88	322	524.83
11	INDIAN BANK	0	0	2	12.51	2	29.8	11	9.06	0	0	15	51.37	323	527.23
12	BANK OF MAHRASHTRA	0	0	0	0	0	0	0	0	0	0	0	0	0	0
B	Total Non-Lead Banks	0	0	13	117.91	25	432.19	87	166.93	27	22.09	152	739.12	4978	6964.82
C	Total N. Banks (A + B)	0	0	93	621.91	163	1517.59	335	552.92	27	22.09	618	2714.51	16804	20294.09
13	UTTARAKHAND G.B	0	0	22	360	41	480	52	194.25	0	0	115	1034.25	15403	9031.21
14	PRATHAMA U.P GRAMIN BANK	0	0	0	0	0	0	0	0	0	0	0	0	0	0
D	Total R.R.B.	0	0	22	360	41	480	52	194.25	0	0	115	1034.25	15403	9031.21
15	CO-OPERATIVE BANK	0	0	14	260	34	440	74	171.22	0	0	122	871.22	10575	5783.84
E	Total Cooperative	0	0	14	260	34	440	74	171.22	0	0	122	871.22	10575	5783.84
F	Total (C+D+E)	0	0	129	1241.91	238	2437.59	461	918.39	27	22.09	855	4619.98	42782	35109.14
16	THE NAINITAL BANK LTD	0	0	5	50	9	180	43	47.06	0	0	57	277.06	1355	2165.64
17	AXIS BANK	0	0	0	0	0	0	0	0	0	0	0	0	0	0
18	ICICI BANK	0	0	0	0	0	0	0	0	0	0	0	0	0	0
19	IDBI BANK	0	0	2	20	2	40	7	1.36	0	0	11	61.36	320	536.43
20	HDFC BANK	0	0	0	0	0	0	0	0	0	0	0	0	0	0
21	J & K BANK	0	0	0	0	0	0	0	0	0	0	0	0	0	0
22	FEDERAL BANK	0	0	0	0	0	0	0	0	0	0	0	0	0	0
23	INDUSIND BANK	0	0	0	0	0	0	0	0	0	0	0	0	0	0
24	KARNATAKA BANK	0	0	0	0	0	0	0	0	0	0	0	0	0	0
25	SOUTH INDIAN BANK	0	0	0	0	0	0	0	0	0	0	0	0	0	0
26	YES BANK	0	0	0	0	0	0	0	0	0	0	0	0	0	0
27	KOTAK MAHINDRA BANK	0	0	0	0	0	0	0	0	0	0	0	0	0	0
28	BANDHAN BANK	0	0	0	0	0	0	0	0	0	0	0	0	0	0
G	Total Private Bank	0	0	7	70	11	220	50	48.42	0	0	68	338.42	1675	2702.07
29	UJIVAN SMALL FINANCE BANK	0	0	0	0	0	0	0	0	0	0	0	0	0	0
30	UTKARSH SMALL FINANCE BANK	0	0	0	0	0	0	0	0	0	0	0	0	0	0
31	IDFC FIRST BANK	0	0	0	0	0	0	0	0	0	0	0	0	0	0
H	SMALL FINANCE BANK	0	0	0	0	0	0	0	0	0	0	0	0	0	0
	Total All Bank (F+G+H)	0	0	136	1311.91	249	2657.59	511	966.81	27	22.09	923	4958.4	44457	37811.21

DISTRICT CREDIT PLAN 2021 - 22

CHAMOLI

(Amt in Lakhs)

Sr. No.	NAME OF BANK	Priority Sector-Agriculture											
		Farm Credit				Out of Farm Credit, total allied activities		Agri. Infrastructure		Ancillary Activities		Total Agriculture (PS)	
		Crop Loan		Term Loan		A/c	Amt	A/c	Amt	A/c	Amt	A/c	Amt
		A/c	Amt	A/c	Amt								
1	STATE BANK OF INDIA	2620	1392	1703	2311.84	792	1091.32	26	26.65	570	779.51	4919	4510
2	PUNJAB NATIONAL BANK	1330	667	720	849.69	330	401.12	10	9.8	239	286.51	2299	1813
3	BANK OF BARODA	170	68	56	66.74	25	31.5	2	0.76	18	22.5	246	158
A	Total Lead Banks	4120	2127	2479	3228.27	1147	1523.94	38	37.21	827	1088.52	7464	6481
4	UNION BANK OF INDIA	198	94	78	93.43	34	44.09	3	1.08	26	31.51	305	220.02
5	CANARA BANK	210	102	96	105.28	42	49.7	2	1.22	32	35.5	340	244
6	CENTRAL BANK OF INDIA	124	56	38	48.2	16	22.76	2	0.56	12	16.26	176	121.02
7	PUNJAB AND SIND BANK	68	32	33	40.04	14	18.9	1	0.46	11	13.5	113	86
8	UCO BANK	19	9	12	15.57	5	7.35	1	0.18	4	5.25	36	30
9	INDIAN OVERSEAS BANK	28	12	18	21.5	6	10.16	2	0.24	6	7.26	54	41
10	BANK OF INDIA	26	12	14	19.28	6	9.1	1	0.22	4	6.5	45	38
11	INDIAN BANK	72	32	26	34.1	10	16.1	2	0.4	8	11.5	108	78
12	BANK OF MAHRASHTRA	0	0	0	0	0	0	0	0	0	0	0	0
B	Total Non-Lead Banks	745	349	315	377.4	133	178.16	14	4.36	103	127.28	1177	858.04
C	Total N. Banks (A + B)	4865	2476	2794	3605.67	1280	1702.1	52	41.57	930	1215.8	8641	7339.04
13	UTTARAKHAND G.B	2734	1185	1433	1861.77	667	878.85	22	21.45	479	627.77	4668	3695.99
14	PRATHAMA U.P GRAMIN BANK	0	0	0	0	0	0	0	0	0	0	0	0
D	Total R.R.B.	2734	1185	1433	1861.77	667	878.85	22	21.45	479	627.77	4668	3695.99
15	CO-OPERATIVE BANK	4465	2034	2575	3124.76	1205	1474.92	38	35.76	865	1053.51	7943	6248.03
E	Total Cooperative	4465	2034	2575	3124.76	1205	1474.92	38	35.76	865	1053.51	7943	6248.03
F	Total (C+D+E)	12064	5695	6802	8592.2	3152	4055.87	112	98.78	2274	2897.08	21252	17283.1
16	THE NAINITAL BANK LTD	32	14	22	25.96	8	12.26	2	0.3	6	8.76	62	49.02
17	AXIS BANK	38	18	33	41.52	14	19.6	1	0.48	11	14	83	74
18	ICICI BANK	0	0	0	0	0	0	0	0	0	0	0	0
19	IDBI BANK	20	9	16	21.5	7	10.15	1	0.25	5	7.25	42	38
20	HDFC BANK	89	4	10	5.94	2	2.8	2	0.06	2	2	103	12
21	J & K BANK	0	0	0	0	0	0	0	0	0	0	0	0
22	FEDERAL BANK	0	0	0	0	0	0	0	0	0	0	0	0
23	INDUSIND BANK	15	6	9	8.9	3	4.2	1	0.1	3	3	28	18
24	KARNATAKA BANK	0	0	0	0	0	0	0	0	0	0	0	0
25	SOUTH INDIAN BANK	0	0	0	0	0	0	0	0	0	0	0	0
26	YES BANK	0	0	0	0	0	0	0	0	0	0	0	0
27	KOTAK MAHINDRA BANK	0	0	0	0	0	0	0	0	0	0	0	0
28	BANDHAN BANK	0	0	0	0	0	0	0	0	0	0	0	0
G	Total Private Bank	194	51	90	103.82	34	49.01	7	1.19	27	35.01	318	191.02
29	UJJIVAN SMALL FINANCE BANK	0	0	0	0	0	0	0	0	0	0	0	0
30	UTKARSH SMALL FINANCE BANK	0	0	0	0	0	0	0	0	0	0	0	0
31	IDFC FIRST BANK	0	0	0	0	0	0	0	0	0	0	0	0
H	SMALL FINANCE BANK	0	0	0	0	0	0	0	0	0	0	0	0
	Total All Bank (F+G+H)	12258	5746	6892	8696.02	3186	4104.88	119	99.97	2301	2932.09	21570	17474.1

DISTRICT CREDIT PLAN 2021 - 22

CHAMOLI

(Amt in Lakhs)

Sr. No.	NAME OF BANK	Priority Sector- MSME											
		Micro Enterprises		Small Enterprises		Medium Enterprises		Khadi and Village Industries		Others under MSMEs		Total MSMEs (PS)	
		A/c	Amt	A/c	Amt	A/c	Amt	A/c	Amt	A/c	Amt	A/c	Amt
1	STATE BANK OF INDIA	832	589.41	595	1178.81	475	1768.21	595	1473.49	475	884.08	2972	5894
2	PUNJAB NATIONAL BANK	261	212.6	186	425.21	149	637.81	186	531.52	149	318.91	931	2126.05
3	BANK OF BARODA	28	22.9	20	45.8	16	68.7	20	57.26	16	34.36	100	229.02
A	Total Lead Banks	1121	824.91	801	1649.82	640	2474.72	801	2062.27	640	1237.35	4003	8249.07
4	UNION BANK OF INDIA	42	32.6	30	65.21	25	97.79	30	81.5	25	48.9	152	326
5	CANARA BANK	50	37.8	36	75.6	28	113.4	36	94.5	28	56.7	178	378
6	CENTRAL BANK OF INDIA	21	17	15	34	12	51	15	42.5	12	25.5	75	170
7	PUNJAB AND SIND BANK	22	15.1	16	30.2	13	45.3	16	37.75	13	22.65	80	151
8	UCO BANK	14	10.2	10	20.4	8	30.6	10	25.5	8	15.3	50	102
9	INDIAN OVERSEAS BANK	20	15.4	14	30.8	12	46.2	14	38.5	12	23.1	72	154
10	BANK OF INDIA	16	12.1	12	24.2	9	36.3	12	30.25	9	18.15	58	121
11	INDIAN BANK	16	13.6	12	27.2	10	40.8	12	34	10	20.4	60	136
12	BANK OF MAHRASHTRA	0	0	0	0	0	0	0	0	0	0	0	0
B	Total Non-Lead Banks	201	153.8	145	307.61	117	461.39	145	384.5	117	230.7	725	1538
C	Total N. Banks (A + B)	1322	978.71	946	1957.43	757	2936.11	946	2446.77	757	1468.05	4728	9787.07
13	UTTARAKHAND G.B	267	225.42	192	450.79	154	676.2	192	563.51	154	338.12	959	2254.04
14	PRATHAMA U.P GRAMIN BANK	0	0	0	0	0	0	0	0	0	0	0	0
D	Total R.R.B.	267	225.42	192	450.79	154	676.2	192	563.51	154	338.12	959	2254.04
15	CO-OPERATIVE BANK	301	245.31	215	490.6	173	735.9	215	613.25	173	367.94	1077	2453
E	Total Cooperative	301	245.31	215	490.6	173	735.9	215	613.25	173	367.94	1077	2453
F	Total (C+D+E)	1890	1449.44	1353	2898.82	1084	4348.21	1353	3623.53	1084	2174.11	6764	14494.1
16	THE NAINITAL BANK LTD	13	11.5	9	23	8	34.5	9	28.76	8	17.26	47	115.02
17	AXIS BANK	13	10.4	10	20.8	8	31.2	10	26	8	15.6	49	104
18	ICICI BANK	0	0	0	0	0	0	0	0	0	0	0	0
19	IDBI BANK	13	10.4	10	20.8	8	31.2	10	26	8	15.6	49	104
20	HDFC BANK	6	4	4	8	4	12	4	10	4	6	22	40
21	J & K BANK	0	0	0	0	0	0	0	0	0	0	0	0
22	FEDERAL BANK	0	0	0	0	0	0	0	0	0	0	0	0
23	INDUSIND BANK	8	6	6	12	5	18	6	15	5	9	30	60
24	KARNATAKA BANK	0	0	0	0	0	0	0	0	0	0	0	0
25	SOUTH INDIAN BANK	0	0	0	0	0	0	0	0	0	0	0	0
26	YES BANK	0	0	0	0	0	0	0	0	0	0	0	0
27	KOTAK MAHINDRA BANK	0	0	0	0	0	0	0	0	0	0	0	0
28	BANDHAN BANK	0	0	0	0	0	0	0	0	0	0	0	0
G	Total Private Bank	53	42.3	39	84.6	33	126.9	39	105.76	33	63.46	197	423.02
29	UJJIVAN SMALL FINANCE BANK	0	0	0	0	0	0	0	0	0	0	0	0
30	UTKARSH SMALL FINANCE BANK	0	0	0	0	0	0	0	0	0	0	0	0
31	IDFC FIRST BANK	0	0	0	0	0	0	0	0	0	0	0	0
H	SMALL FINANCE BANK	0	0	0	0	0	0	0	0	0	0	0	0
	Total All Bank (F+G+H)	1943	1491.74	1392	2983.42	1117	4475.11	1392	3729.29	1117	2237.57	6961	14917.1

DISTRICT CREDIT PLAN 2021 - 22

CHAMOLI

(Amt in Lakhs)

Sr. No.	NAME OF BANK	Priority Sector- (Other Priority)												Total Priority Sector (Agri+MSME+Other Priority)		Loans to weaker sections under Priority Sector	
		Export Credit		Education (PS)		Housing (PS)		Social Infrastructure		Renewable Energy		Other Priority					
		A/c	Amt	A/c	Amt	A/c	Amt	A/c	Amt	A/c	Amt	A/c	Amt	A/c	Amt	A/c	Amt
1	STATE BANK OF INDIA	32	63.98	265	639.68	265	1919.1	317	319.85	525	639.68	2085	2814.68	11380	16801	655	639.68
2	PUNJAB NATIONAL BANK	10	19.32	85	193.39	85	580.2	100	96.71	166	193.39	650	850.98	4326	5873.04	205	193.39
3	BANK OF BARODA	2	3.12	10	31.1	10	93.3	12	15.56	18	31.1	70	136.84	468	698.04	22	31.1
A	Total Lead Banks	44	86.42	360	864.17	360	2592.6	429	432.12	709	864.17	2805	3802.5	16174	23372.1	882	864.17
4	UNION BANK OF INDIA	3	3.72	13	37.21	13	111.61	16	18.6	26	37.21	104	163.68	632	918.05	33	37.21
5	CANARA BANK	2	4.64	16	46.3	16	138.9	20	23.16	32	46.3	124	203.72	728	1085.02	40	46.3
6	CENTRAL BANK OF INDIA	2	2.2	7	21.9	7	65.7	8	10.96	13	21.9	50	96.36	338	510.04	16	21.9
7	PUNJAB AND SIND BANK	1	2.25	7	22.5	7	67.5	9	11.25	14	22.5	54	99	285	462	17	22.5
8	UCO BANK	1	1.34	5	13.4	5	40.2	6	6.7	9	13.4	34	58.96	146	266	11	13.4
9	INDIAN OVERSEAS BANK	2	1.98	6	19.8	6	59.4	8	9.9	12	19.8	48	87.12	208	393	16	19.8
10	BANK OF INDIA	1	1.63	5	16.3	5	48.9	6	8.15	10	16.3	40	71.72	170	322	13	16.3
11	INDIAN BANK	2	1.76	6	17.6	6	52.8	6	8.8	10	17.6	40	77.44	238	390	12	17.6
12	BANK OF MAHRASHTRA	0	0	0	0	0	0	0	0	0	0	0	0	0	0	0	0
B	Total Non-Lead Banks	14	19.52	65	195.01	65	585.01	79	97.52	126	195.01	494	858	2745	4346.11	158	195.01
C	Total N. Banks (A + B)	58	105.94	425	1059.18	425	3177.61	508	529.64	835	1059.18	3299	4660.5	18919	27718.2	1040	1059.18
13	UTTARAKHAND G.B	12	30.73	86	307.41	86	922.21	103	153.71	169	307.41	664	1352.54	6747	9024.04	211	307.41
14	PRATHAMA U.P GRAMIN BANK	0	0	0	0	0	0	0	0	0	0	0	0	0	0	0	0
D	Total R.R.B.	12	30.73	86	307.41	86	922.21	103	153.71	169	307.41	664	1352.54	6747	9024.04	211	307.41
15	CO-OPERATIVE BANK	13	34.38	99	343.71	99	1031.11	117	171.84	191	343.71	751	1512.28	10290	12138.1	238	343.71
E	Total Cooperative	13	34.38	99	343.71	99	1031.11	117	171.84	191	343.71	751	1512.28	10290	12138.1	238	343.71
F	Total (C+D+E)	83	171.05	610	1710.3	610	5130.93	728	855.19	1195	1710.3	4714	7525.32	35956	48880.3	1489	1710.3
16	THE NAINITAL BANK LTD	2	1.9	4	19	4	57	6	9.5	8	19	31	83.6	164	354.04	10	19
17	AXIS BANK	1	2.92	5	29.2	5	87.6	5	14.6	9	29.2	33	128.48	190	470	11	29.2
18	ICICI BANK	0	0	0	0	0	0	0	0	0	0	0	0	0	0	0	0
19	IDBI BANK	1	1.63	5	16.3	5	48.9	5	8.15	9	16.3	33	71.72	149	305	11	16.3
20	HDFC BANK	2	0.6	2	6	2	18	2	3	4	6	12	26.4	149	112	4	6
21	J & K BANK	0	0	0	0	0	0	0	0	0	0	0	0	0	0	0	0
22	FEDERAL BANK	0	0	0	0	0	0	0	0	0	0	0	0	0	0	0	0
23	INDUSIND BANK	1	1	3	10	3	30	3	5	5	10	19	44	92	178	6	10
24	KARNATAKA BANK	0	0	0	0	0	0	0	0	0	0	0	0	0	0	0	0
25	SOUTH INDIAN BANK	0	0	0	0	0	0	0	0	0	0	0	0	0	0	0	0
26	YES BANK	0	0	0	0	0	0	0	0	0	0	0	0	0	0	0	0
27	KOTAK MAHINDRA BANK	0	0	0	0	0	0	0	0	0	0	0	0	0	0	0	0
28	BANDHAN BANK	0	0	0	0	0	0	0	0	0	0	0	0	0	0	0	0
G	Total Private Bank	7	8.05	19	80.5	19	241.5	21	40.25	35	80.5	128	354.2	744	1419.04	42	80.5
29	UJIVAN SMALL FINANCE BANK	0	0	0	0	0	0	0	0	0	0	0	0	0	0	0	0
30	UTKARSH SMALL FINANCE BANK	0	0	0	0	0	0	0	0	0	0	0	0	0	0	0	0
31	IDFC FIRST BANK	0	0	0	0	0	0	0	0	0	0	0	0	0	0	0	0
H	SMALL FINANCE BANK	0	0	0	0	0	0	0	0	0	0	0	0	0	0	0	0
	Total All Bank (F+G+H)	90	179.1	629	1790.8	629	5372.43	749	895.44	1230	1790.8	4842	7879.52	36700	50299.3	1531	1790.8

DISTRICT CREDIT PLAN 2021 - 22

CHAMOLI

(Amt in Lakhs)

Sr. No.	NAME OF BANK	Non Priority Sector												Grand Total (Priority Sector + Non Priority Sector)	
		Agriculture (NPS)		Education (NPS)		Housing (NPS)		Personal Loans under NPS		Others NPS		Total Non Priority Sector		A/c	Amt
		A/c	Amt	A/c	Amt	A/c	Amt	A/c	Amt	A/c	Amt	A/c	Amt		
1	STATE BANK OF INDIA	169	143.83	87	287.72	53	863.13	418	575.41	666	1006.94	1393	2877.03	12773	19678
2	PUNJAB NATIONAL BANK	55	61.78	28	123.51	19	370.51	132	247	210	432.27	444	1235.07	4770	7108.11
3	BANK OF BARODA	6	7.86	4	15.7	2	47.1	14	31.4	22	54.96	48	157.02	516	855.06
A	Total Lead Banks	230	213.47	119	426.93	74	1280.74	564	853.81	898	1494.17	1885	4269.12	18059	27641.17
4	UNION BANK OF INDIA	10	11.04	6	22.11	3	66.3	22	44.2	33	77.35	74	221	706	1139.05
5	CANARA BANK	10	13.86	6	27.7	4	83.1	26	55.4	40	96.96	86	277.02	814	1362.04
6	CENTRAL BANK OF INDIA	4	8.2	2	16.4	2	49.2	10	32.8	16	57.4	34	164	372	674.04
7	PUNJAB AND SIND BANK	5	6.35	3	12.7	2	38.1	11	25.4	18	44.45	39	127	324	589
8	UCO BANK	3	6.5	2	13	1	39	7	26	11	45.5	24	130	170	396
9	INDIAN OVERSEAS BANK	4	6.5	2	13	2	39	10	26	16	45.5	34	130	242	523
10	BANK OF INDIA	4	7.6	2	15.2	1	45.6	8	30.4	13	53.2	28	152	198	474
11	INDIAN BANK	4	7.6	2	15.2	2	45.6	8	30.4	12	53.2	28	152	266	542
12	BANK OF MAHRASHTRA	0	0	0	0	0	0	0	0	0	0	0	0	0	0
B	Total Non-Lead Banks	44	67.65	25	135.31	17	405.9	102	270.6	159	473.56	347	1353.02	3092	5699.13
C	Total N. Banks (A + B)	274	281.12	144	562.24	91	1686.64	666	1124.41	1057	1967.73	2232	5622.14	21151	33340.3
13	UTTARAKHAND G.B	57	56.86	30	113.71	20	341.11	135	227.39	215	397.94	457	1137.01	7204	10161.05
14	PRATHAMA U.P GRAMIN BANK	0	0	0	0	0	0	0	0	0	0	0	0	0	0
D	Total R.R.B.	57	56.86	30	113.71	20	341.11	135	227.39	215	397.94	457	1137.01	7204	10161.05
15	CO-OPERATIVE BANK	64	85.2	34	170.41	22	511.21	153	340.8	241	596.41	514	1704.03	10804	13842.09
E	Total Cooperative	64	85.2	34	170.41	22	511.21	153	340.8	241	596.41	514	1704.03	10804	13842.09
F	Total (C+D+E)	395	423.18	208	846.36	133	2538.96	954	1692.6	1513	2962.08	3203	8463.18	39159	57343.44
16	THE NAINITAL BANK LTD	4	7.6	2	15.2	2	45.6	7	30.4	11	53.2	26	152	190	506.04
17	AXIS BANK	3	21.05	2	42.1	1	126.3	7	84.2	11	147.35	24	421	214	891
18	ICICI BANK	0	0	0	0	0	0	0	0	0	0	0	0	0	0
19	IDBI BANK	3	7.1	2	14.2	1	42.6	7	28.4	11	49.7	24	142	173	447
20	HDFC BANK	2	9.26	2	18.5	2	55.5	2	37	4	64.76	12	185.02	161	297.02
21	J & K BANK	0	0	0	0	0	0	0	0	0	0	0	0	0	0
22	FEDERAL BANK	0	0	0	0	0	0	0	0	0	0	0	0	0	0
23	INDUSIND BANK	2	14	1	28	1	84	4	56	6	98	14	280	106	458
24	KARNATAKA BANK	0	0	0	0	0	0	0	0	0	0	0	0	0	0
25	SOUTH INDIAN BANK	0	0	0	0	0	0	0	0	0	0	0	0	0	0
26	YES BANK	0	0	0	0	0	0	0	0	0	0	0	0	0	0
27	KOTAK MAHINDRA BANK	0	0	0	0	0	0	0	0	0	0	0	0	0	0
28	BANDHAN BANK	0	0	0	0	0	0	0	0	0	0	0	0	0	0
G	Total Private Bank	14	59.01	9	118	7	354	27	236	43	413.01	100	1180.02	844	2599.06
29	UJIVAN SMALL FINANCE BANK	0	0	0	0	0	0	0	0	0	0	0	0	0	0
30	UTKARSH SMALL FINANCE BANK	0	0	0	0	0	0	0	0	0	0	0	0	0	0
31	IDFC FIRST BANK	0	0	0	0	0	0	0	0	0	0	0	0	0	0
H	SMALL FINANCE BANK	0	0	0	0	0	0	0	0	0	0	0	0	0	0
	Total All Bank (F+G+H)	409	482.19	217	964.36	140	2892.96	981	1928.6	1556	3375.09	3303	9643.2	40003	59942.5



DISTRICT CREDIT PLAN 2021 - 22

CHAMPAWAT

(Amt in Lakhs)

Sr. No.	NAME OF BANK	Priority Sector-Agriculture											
		Farm Credit				Out of Farm Credit, total allied activities		Agri. Infrastructure		Ancillary Activities		Total Agriculture (PS)	
		Crop Loan		Term Loan		A/c	Amt	A/c	Amt	A/c	Amt	A/c	Amt
		A/c	Amt	A/c	Amt								
1	STATE BANK OF INDIA	5130	2380	832	488.42	305	296	64	27.73	12	33.85	6038	2930
2	PUNJAB NATIONAL BANK	885	750	840	485.01	340	312.9	67	29.27	11	35.72	1803	1300
3	BANK OF BARODA	1942	1160	851	484.87	322	317.35	65	29.32	11	35.81	2869	1710
A	Total Lead Banks	7957	4290	2523	1458.3	967	926.25	196	86.32	34	105.38	10710	5940
4	UNION BANK OF INDIA	461	470	227	176.05	128	127.7	17	10.79	5	13.16	710	670
5	CANARA BANK	347	430	106	66.51	73	50.85	8	3.82	2	4.67	463	505
6	CENTRAL BANK OF INDIA	238	170	77	37.07	40	24.55	5	2.22	1	2.71	321	212
7	PUNJAB AND SIND BANK	412	160	182	105.63	78	62.75	14	6.47	3	7.9	611	280
8	UCO BANK	234	190	76	43.82	57	38.5	6	2.8	1	3.38	317	240
9	INDIAN OVERSEAS BANK	0	0	0	0	0	0	0	0	0	0	0	0
10	BANK OF INDIA	0	0	0	0	0	0	0	0	0	0	0	0
11	INDIAN BANK	175	73	67	35.62	29	21	5	1.97	1	2.41	248	113
12	BANK OF MAHRASHTRA	0	0	0	0	0	0	0	0	0	0	0	0
B	Total Non-Lead Banks	1867	1493	735	464.7	405	325.35	55	28.07	13	34.23	2670	2020
C	Total N. Banks (A + B)	9824	5783	3258	1923	1372	1251.6	251	114.39	47	139.61	13380	7960
13	UTTARAKHAND G.B	3582	1570	960	626.55	465	448.9	75	37.6	17	45.85	4634	2280
14	PRATHAMA U.P GRAMIN BANK	0	0	0	0	0	0	0	0	0	0	0	0
D	Total R.R.B.	3582	1570	960	626.55	465	448.9	75	37.6	17	45.85	4634	2280
15	CO-OPERATIVE BANK	5199	2230	1117	633.3	536	472.9	86	41.31	21	50.39	6423	2955
E	Total Cooperative	5199	2230	1117	633.3	536	472.9	86	41.31	21	50.39	6423	2955
F	Total (C+D+E)	18605	9583	5335	3182.85	2373	2173.4	412	193.3	85	235.85	24437	13195
16	THE NAINITAL BANK LTD	2278	930	954	556.11	455	377	73	33.28	15	40.61	3320	1560
17	AXIS BANK	70	40	36	18.49	23	8	3	0.68	1	0.83	110	60
18	ICICI BANK	40	20	12	10	6	4	0	0	0	0	52	30
19	IDBI BANK	157	50	65	37.07	45	29.7	5	2.22	1	2.71	228	92
20	HDFC BANK	110	60	20	30	12	12	0	0	0	0	130	90
21	J & K BANK	0	0	0	0	0	0	0	0	0	0	0	0
22	FEDERAL BANK	0	0	0	0	0	0	0	0	0	0	0	0
23	INDUSIND BANK	0	0	0	0	0	0	0	0	0	0	0	0
24	KARNATAKA BANK	0	0	0	0	0	0	0	0	0	0	0	0
25	SOUTH INDIAN BANK	0	0	0	0	0	0	0	0	0	0	0	0
26	YES BANK	0	0	0	0	0	0	0	0	0	0	0	0
27	KOTAK MAHINDRA BANK	0	0	0	0	0	0	0	0	0	0	0	0
28	BANDHAN BANK	0	0	0	0	0	0	0	0	0	0	0	0
G	Total Private Bank	2655	1100	1087	651.67	541	430.7	81	36.18	17	44.15	3840	1832
29	UJJIVAN SMALL FINANCE BANK	0	0	0	0	0	0	0	0	0	0	0	0
30	UTKARSH SMALL FINANCE BANK	0	0	0	0	0	0	0	0	0	0	0	0
31	IDFC FIRST BANK	0	0	0	0	0	0	0	0	0	0	0	0
H	SMALL FINANCE BANK	0	0	0	0	0	0	0	0	0	0	0	0
	Total All Bank (F+G+H)	21260	10683	6422	3834.52	2914	2604.1	493	229.48	102	280	28277	15027

DISTRICT CREDIT PLAN 2021 - 22

CHAMPAWAT

(Amt in Lakhs)

Sr. No.	NAME OF BANK	Priority Sector- MSME											
		Micro Enterprises		Small Enterprises		Medium Enterprises		Khadi and Village Industries		Others under MSMEs		Total MSMEs (PS)	
		A/c	Amt	A/c	Amt	A/c	Amt	A/c	Amt	A/c	Amt	A/c	Amt
1	STATE BANK OF INDIA	308	658.98	162	565	193	252.91	53	65.11	145	553	861	2095
2	PUNJAB NATIONAL BANK	107	220.1	49	151	55	80.2	14	18.2	48	190.5	273	660
3	BANK OF BARODA	209	383.2	93	317.9	95	114.35	28	33.3	66	266.25	491	1115
A	Total Lead Banks	624	1262.28	304	1033.9	343	447.46	95	116.61	259	1009.75	1625	3870
4	UNION BANK OF INDIA	66	128.5	20	45	13	38.9	3	3.1	17	84.5	119	300
5	CANARA BANK	60	74.7	19	32	20	29.49	5	5.01	33	63.8	137	205
6	CENTRAL BANK OF INDIA	51	39.5	10	23	4	4.55	1	2.45	13	25.5	79	95
7	PUNJAB AND SIND BANK	39	45.5	12	15	7	7.1	1	1.4	18	36	77	105
8	UCO BANK	37	56	9	11	13	16.52	3	2.98	21	42.5	83	129
9	INDIAN OVERSEAS BANK	0	0	0	0	0	0	0	0	0	0	0	0
10	BANK OF INDIA	0	0	0	0	0	0	0	0	0	0	0	0
11	INDIAN BANK	29	32.5	10	22.5	8	12.75	1	1.75	14	25.5	62	95
12	BANK OF MAHRASHTRA	0	0	0	0	0	0	0	0	0	0	0	0
B	Total Non-Lead Banks	282	376.7	80	148.5	65	109.31	14	16.69	116	277.8	557	929
C	Total N. Banks (A + B)	906	1638.98	384	1182.4	408	556.77	109	133.3	375	1287.55	2182	4799
13	UTTARAKHAND G.B	308	508.89	160	370	185	191.36	55	57.75	204	422	912	1550
14	PRATHAMA U.P GRAMIN BANK	0	0	0	0	0	0	0	0	0	0	0	0
D	Total R.R.B.	308	508.89	160	370	185	191.36	55	57.75	204	422	912	1550
15	CO-OPERATIVE BANK	318	533.45	73	85	239	190.6	70	56.95	181	364	881	1230
E	Total Cooperative	318	533.45	73	85	239	190.6	70	56.95	181	364	881	1230
F	Total (C+D+E)	1532	2681.32	617	1637.4	832	938.73	234	248	760	2073.55	3975	7579
16	THE NAINITAL BANK LTD	269	458.69	73	79	194	186.82	57	55.49	138	280	731	1060
17	AXIS BANK	12	11.38	4	8	4	6.62	1	1	7	13	28	40
18	ICICI BANK	6	5.69	2	4	2	3.31	1	0.5	3	6.5	14	20
19	IDBI BANK	36	49.51	20	46	9	10.57	1	1.92	18	37	84	145
20	HDFC BANK	18	17.07	6	12	6	9.93	2	1.5	10	19.5	42	60
21	J & K BANK	0	0	0	0	0	0	0	0	0	0	0	0
22	FEDERAL BANK	0	0	0	0	0	0	0	0	0	0	0	0
23	INDUSIND BANK	0	0	0	0	0	0	0	0	0	0	0	0
24	KARNATAKA BANK	0	0	0	0	0	0	0	0	0	0	0	0
25	SOUTH INDIAN BANK	0	0	0	0	0	0	0	0	0	0	0	0
26	YES BANK	0	0	0	0	0	0	0	0	0	0	0	0
27	KOTAK MAHINDRA BANK	0	0	0	0	0	0	0	0	0	0	0	0
28	BANDHAN BANK	0	0	0	0	0	0	0	0	0	0	0	0
G	Total Private Bank	341	542.34	105	149	215	217.25	62	60.41	176	356	899	1325
29	UJJIVAN SMALL FINANCE BANK	0	0	0	0	0	0	0	0	0	0	0	0
30	UTKARSH SMALL FINANCE BANK	0	0	0	0	0	0	0	0	0	0	0	0
31	IDFC FIRST BANK	0	0	0	0	0	0	0	0	0	0	0	0
H	SMALL FINANCE BANK	0	0	0	0	0	0	0	0	0	0	0	0
	Total All Bank (F+G+H)	1873	3223.66	722	1786.4	1047	1155.98	296	308.41	936	2429.55	4874	8904

DISTRICT CREDIT PLAN 2021 - 22

CHAMPAWAT

(Amt in Lakhs)

Sr. No.	NAME OF BANK	Priority Sector- (Other Priority)												Total Priority Sector (Agri+MSME+Other Priority)		Loans to weaker sections under Priority Sector	
		Export Credit		Education (PS)		Housing (PS)		Social Infrastructure		Renewable Energy		Other Priority					
		A/c	Amt	A/c	Amt	A/c	Amt	A/c	Amt	A/c	Amt	A/c	Amt	A/c	Amt	A/c	Amt
1	STATE BANK OF INDIA	0	0	20	54	40	274	39	128.77	14	13.79	353	1054.44	7365	6550	233	228.53
2	PUNJAB NATIONAL BANK	0	0	10	25	21	127	19	58.06	8	6.21	179	490.73	2313	2667	104	102.24
3	BANK OF BARODA	0	0	6	14	20	139	21	64.77	8	6.94	198	568.29	3613	3618	113	112.01
A	Total Lead Banks	0	0	36	93	81	540	79	251.6	30	26.94	730	2113.46	13291	12835	450	442.78
4	UNION BANK OF INDIA	0	0	5	15	6	48	6	22.52	3	2.4	51	187.08	900	1245	40	38.84
5	CANARA BANK	0	0	6	12	8	36.5	7	18.17	2	1.94	56	151.39	679	930	32	31.81
6	CENTRAL BANK OF INDIA	0	0	3	6	7	22.5	4	9.87	1	1.06	39	85.57	454	432	17	16.87
7	PUNJAB AND SIND BANK	0	0	3	5.5	7	23.5	4	10.27	1	1.1	32	84.63	735	510	18	17.67
8	UCO BANK	0	0	3	5.5	8	35	4	12.64	1	1.36	33	100.5	449	524	21	20.79
9	INDIAN OVERSEAS BANK	0	0	0	0	0	0	0	0	0	0	0	0	0	0	0	0
10	BANK OF INDIA	0	0	0	0	0	0	0	0	0	0	0	0	0	0	0	0
11	INDIAN BANK	0	0	3	5.5	7	21	4	11.06	2	1.19	32	96.25	358	343	20	19.96
12	BANK OF MAHRASHTRA	0	0	0	0	0	0	0	0	0	0	0	0	0	0	0	0
B	Total Non-Lead Banks	0	0	23	49.5	43	186.5	29	84.53	10	9.05	243	705.42	3575	3984	148	145.94
C	Total N. Banks (A + B)	0	0	59	142.5	124	726.5	108	336.13	40	35.99	973	2818.88	16866	16819	598	588.72
13	UTTARAKHAND G.B	0	0	12	22	35	172	28	77.49	10	8.27	253	670.24	5884	4780	140	138.02
14	PRATHAMA U.P GRAMIN BANK	0	0	0	0	0	0	0	0	0	0	0	0	0	0	0	0
D	Total R.R.B.	0	0	12	22	35	172	28	77.49	10	8.27	253	670.24	5884	4780	140	138.02
15	CO-OPERATIVE BANK	0	0	10	22.5	36	228.5	27	74.42	9	7.97	219	579.04	7605	5097.43	121	119.96
E	Total Cooperative	0	0	10	22.5	36	228.5	27	74.42	9	7.97	219	579.04	7605	5097.43	121	119.96
F	Total (C+D+E)	0	0	81	187	195	1127	163	488.04	59	52.23	1445	4068.16	30355	26696.4	859	846.7
16	THE NAINITAL BANK LTD	0	0	11	22	38	175	26	71.1	9	7.6	229	594.3	4364	3490	125	123.04
17	AXIS BANK	0	0	2	3.5	3	7.5	1	2.76	1	0.3	9	20.94	154	135	5	4.13
18	ICICI BANK	0	0	1	2.5	2	4	0	0	0	0	6	13.5	75	70	3	2.5
19	IDBI BANK	0	0	4	11	6	46	4	11.85	1	1.27	27	74.88	354	382	16	15.74
20	HDFC BANK	0	0	3	5	5	11	0	0	0	0	17	34	197	200	8	5.5
21	J & K BANK	0	0	0	0	0	0	0	0	0	0	0	0	0	0	0	0
22	FEDERAL BANK	0	0	0	0	0	0	0	0	0	0	0	0	0	0	0	0
23	INDUSIND BANK	0	0	0	0	0	0	0	0	0	0	0	0	0	0	0	0
24	KARNATAKA BANK	0	0	0	0	0	0	0	0	0	0	0	0	0	0	0	0
25	SOUTH INDIAN BANK	0	0	0	0	0	0	0	0	0	0	0	0	0	0	0	0
26	YES BANK	0	0	0	0	0	0	0	0	0	0	0	0	0	0	0	0
27	KOTAK MAHINDRA BANK	0	0	0	0	0	0	0	0	0	0	0	0	0	0	0	0
28	BANDHAN BANK	0	0	0	0	0	0	0	0	0	0	0	0	0	0	0	0
G	Total Private Bank	0	0	21	44	54	243.5	31	85.71	11	9.17	288	737.62	5144	4277	157	150.91
29	UJIVAN SMALL FINANCE BANK	0	0	0	0	0	0	0	0	0	0	0	0	0	0	0	0
30	UTKARSH SMALL FINANCE BANK	0	0	0	0	0	0	0	0	0	0	0	0	0	0	0	0
31	IDFC FIRST BANK	0	0	0	0	0	0	0	0	0	0	0	0	0	0	0	0
H	SMALL FINANCE BANK	0	0	0	0	0	0	0	0	0	0	0	0	0	0	0	0
	Total All Bank (F+G+H)	0	0	102	231	249	1370.5	194	573.75	70	61.4	1733	4805.78	35499	30973.4	1016	997.61

DISTRICT CREDIT PLAN 2021 - 22

CHAMPAWAT

(Amt in Lakhs)

Sr. No.	NAME OF BANK	Non Priority Sector												Grand Total (Priority Sector + Non Priority Sector)	
		Agriculture (NPS)		Education (NPS)		Housing (NPS)		Personal Loans under NPS		Others NPS		Total Non Priority Sector		A/c	Amt
		A/c	Amt	A/c	Amt	A/c	Amt	A/c	Amt	A/c	Amt	A/c	Amt		
1	STATE BANK OF INDIA	0	0	0	0	11	463	240	589.5	556	1375.5	807	2428	8172	8978
2	PUNJAB NATIONAL BANK	0	0	0	0	4	172	176	218.4	362	509.6	542	900	2855	3567
3	BANK OF BARODA	0	0	0	0	6	320	248	309	576	721	830	1350	4443	4968
	Total Lead Banks	0	0	0	0	21	955	664	1116.9	1494	2606.1	2179	4678	15470	17513
4	UNION BANK OF INDIA	0	0	0	0	4	159	54	66.3	124	154.7	182	380	1082	1625
5	CANARA BANK	0	0	0	0	2	84	42	46.8	98	109.2	142	240	821	1170
6	CENTRAL BANK OF INDIA	0	0	0	0	1	39	23	24.3	52	56.7	76	120	530	552
7	PUNJAB AND SIND BANK	0	0	0	0	2	58	18	21.6	42	50.4	62	130	797	640
8	UCO BANK	0	0	0	0	1	44	32	39.3	74	91.7	107	175	556	699
9	INDIAN OVERSEAS BANK	0	0	0	0	0	0	0	0	0	0	0	0	0	0
10	BANK OF INDIA	0	0	0	0	0	0	0	0	0	0	0	0	0	0
11	INDIAN BANK	0	0	0	0	1	43	23	29.1	55	67.9	79	140	437	483
12	BANK OF MAHRASHTRA	0	0	0	0	0	0	0	0	0	0	0	0	0	0
	Total Non-Lead Banks	0	0	0	0	11	427	192	227.4	445	530.6	648	1185	4223	5169
	Total N. Banks (A + B)	0	0	0	0	32	1382	856	1344.3	1939	3136.7	2827	5863	19693	22682
13	UTTARAKHAND G.B	0	0	0	0	6	275	137	337.5	318	787.5	461	1400	6345	6180
14	PRATHAMA U.P GRAMIN BANK	0	0	0	0	0	0	0	0	0	0	0	0	0	0
	Total R.R.B.	0	0	0	0	6	275	137	337.5	318	787.5	461	1400	6345	6180
15	CO-OPERATIVE BANK	0	0	0	0	0	0	0	0	0	0	0	0	7605	5097.43
	Total Cooperative	0	0	0	0	0	0	0	0	0	0	0	0	7605	5097.43
	Total (C+D+E)	0	0	0	0	38	1657	993	1681.8	2257	3924.2	3288	7263	33643	33959.43
16	THE NAINITAL BANK LTD	0	0	0	0	4	185	106	262.5	244	612.5	354	1060	4718	4550
17	AXIS BANK	0	0	0	0	1	28	2	3.6	6	8.4	9	40	163	175
18	ICICI BANK	0	0	0	0	1	14	1	1.8	3	4.2	5	20	80	90
19	IDBI BANK	0	0	0	0	2	80	20	24	46	56	68	160	422	542
20	HDFC BANK	0	0	0	0	3	42	3	5.4	9	12.6	15	60	212	260
21	J & K BANK	0	0	0	0	0	0	0	0	0	0	0	0	0	0
22	FEDERAL BANK	0	0	0	0	0	0	0	0	0	0	0	0	0	0
23	INDUSIND BANK	0	0	0	0	0	0	0	0	0	0	0	0	0	0
24	KARNATAKA BANK	0	0	0	0	0	0	0	0	0	0	0	0	0	0
25	SOUTH INDIAN BANK	0	0	0	0	0	0	0	0	0	0	0	0	0	0
26	YES BANK	0	0	0	0	0	0	0	0	0	0	0	0	0	0
27	KOTAK MAHINDRA BANK	0	0	0	0	0	0	0	0	0	0	0	0	0	0
28	BANDHAN BANK	0	0	0	0	0	0	0	0	0	0	0	0	0	0
	Total Private Bank	0	0	0	0	11	349	132	297.3	308	693.7	451	1340	5595	5617
29	UJIVAN SMALL FINANCE BANK	0	0	0	0	0	0	0	0	0	0	0	0	0	0
30	UTKARSH SMALL FINANCE BANK	0	0	0	0	0	0	0	0	0	0	0	0	0	0
31	IDFC FIRST BANK	0	0	0	0	0	0	0	0	0	0	0	0	0	0
	SMALL FINANCE BANK	0	0	0	0	0	0	0	0	0	0	0	0	0	0
	Total All Bank	0	0	0	0	49	2006	1125	1979.1	2565	4617.9	3739	8603	39238	39576.43

DISTRICT CREDIT PLAN 2021 - 22

DEHRADUN

(Amt in Lakhs)

Sr. No.	NAME OF BANK	Priority Sector-Agriculture											
		Farm Credit				Out of Farm Credit, total allied activities		Agri. Infrastructure		Ancillary Activities		Total Agriculture (PS)	
		Crop Loan		Term Loan		A/c	Amt	A/c	Amt	A/c	Amt	A/c	Amt
		A/c	Amt	A/c	Amt								
1	STATE BANK OF INDIA	3302	5971.71	2327	3919.5	1053	3145.7	247	774.66	332	523	6208	11188.9
2	PUNJAB NATIONAL BANK	5325	9336.81	4342	7325.24	2892	5299.03	543	1447.78	644	977.41	10854	19087.2
3	BANK OF BARODA	939	1320.05	800	873.3	486	697.55	81	172.6	102	116.53	1922	2482.48
A	Total Lead Banks	9566	16628.6	7469	12118	4431	9142.28	871	2395.04	1078	1616.94	18984	32758.6
4	UNION BANK OF INDIA	2163	2479.89	2066	2073.82	915	1448.22	183	409.87	215	276.71	4627	5240.29
5	CANARA BANK	838	1051.88	1505	2916.23	874	1261.98	183	576.36	205	389.11	2731	4933.58
6	CENTRAL BANK OF INDIA	442	444.15	517	564.16	245	320.67	36	111.5	53	75.26	1048	1195.07
7	PUNJAB AND SIND BANK	920	1071.17	605	555.14	295	517.21	46	109.74	52	74.06	1623	1810.11
8	UCO BANK	1247	1907.71	1225	1296.83	485	1019.14	93	256.32	198	173.04	2763	3633.9
9	INDIAN OVERSEAS BANK	313	250.3	419	376.68	204	199.4	26	74.43	35	50.26	793	751.67
10	BANK OF INDIA	459	645.5	767	850.25	326	475.69	71	168.05	100	113.45	1397	1777.25
11	INDIAN BANK	510	541.9	801	1045.75	536	504.92	104	206.7	124	139.53	1539	1933.88
12	BANK OF MAHRASHTRA	19	23.27	168	162.13	81	58.96	10	32.03	14	21.63	211	239.06
B	Total Non-Lead Banks	6911	8415.77	8073	9840.99	3961	5806.19	752	1945	996	1313.05	16732	21514.8
C	Total N. Banks (A + B)	16477	25044.3	15542	21959	8392	14948.47	1623	4340.04	2074	2929.99	35716	54273.4
13	UTTARAKHAND G.B	2006	3800.91	1334	1476.28	678	1678.31	137	291.77	138	196.97	3615	5765.93
14	PRATHAMA U.P GRAMIN BANK	0	0	0	0	0	0	0	0	0	0	0	0
D	Total R.R.B.	2006	3800.91	1334	1476.28	678	1678.31	137	291.77	138	196.97	3615	5765.93
15	CO-OPERATIVE BANK	2638	5768.22	1654	3061.14	1144	2808.02	256	605.04	301	408.46	4849	9842.86
E	Total Cooperative	2638	5768.22	1654	3061.14	1144	2808.02	256	605.04	301	408.46	4849	9842.86
F	Total (C+D+E)	21121	34613.5	18530	26496.5	10214	19434.8	2016	5236.85	2513	3535.42	44180	69882.2
16	THE NAINITAL BANK LTD	272	262.19	141	123.22	70	122.57	11	24.36	14	16.44	438	426.21
17	AXIS BANK	217	242.16	124	119.82	64	115.13	10	23.68	13	15.98	364	401.64
18	ICICI BANK	1118	1482.01	1665	3049.29	770	1441.08	223	602.68	246	406.86	3252	5540.84
19	IDBI BANK	353	348.24	430	365.2	188	226.89	24	72.19	37	48.73	844	834.36
20	HDFC BANK	310	355.97	244	256.77	128	194.87	15	50.75	19	34.27	588	697.76
21	J & K BANK	21	23.68	14	14.96	7	12.29	2	2.96	2	2	39	43.6
22	FEDERAL BANK	16	19.65	32	29.34	14	15.58	2	5.79	2	3.92	52	58.7
23	INDUSIND BANK	51	54.69	628	1501.76	427	495	78	297.4	88	201.03	845	2054.88
24	KARNATAKA BANK	21	22.56	21	23.74	11	14.72	2	4.69	2	3.16	46	54.15
25	SOUTH INDIAN BANK	21	22.56	21	20.03	8	13.54	2	3.96	2	2.68	46	49.23
26	YES BANK	139	143.44	3869	11322.1	1427	3646.39	466	2237.74	597	1510.74	5071	15214
27	KOTAK MAHINDRA BANK	12	17.88	49	45.8	20	20.25	3	9.04	5	6.11	69	78.83
28	BANDHAN BANK	17	23.22	157	140.25	75	51.99	9	27.72	12	18.71	195	209.9
G	Total Private Bank	2568	3018.25	7395	17012.3	3209	6370.3	847	3362.96	1039	2270.63	11849	25664.1
29	UJIVAN SMALL FINANCE BANK	30	38.24	145	135.66	55	55.3	12	26.82	14	18.1	201	218.82
30	UTKARSH SMALL FINANCE BANK	135	155.52	930	1050.08	516	383.4	94	207.56	121	140.12	1280	1553.28
31	IDFC FIRST BANK	9	11.28	25	25.87	9	11.82	2	5.12	2	3.45	38	45.72
H	SMALL FINANCE BANK	174	205.04	1100	1211.61	580	450.52	108	239.5	137	161.67	1519	1817.82
	Total All Bank (F+G+H)	23863	37836.8	27025	44720.4	14003	26255.62	2971	8839.31	3689	5967.72	57548	97364.1

DISTRICT CREDIT PLAN 2021 - 22

DEHRADUN

(Amt in Lakhs)

Sr. No.	NAME OF BANK	Priority Sector- MSME											
		Micro Enterprises		Small Enterprises		Medium Enterprises		Khadi and Village Industries		Others under MSMEs		Total MSMEs (PS)	
		A/c	Amt	A/c	Amt	A/c	Amt	A/c	Amt	A/c	Amt	A/c	Amt
1	STATE BANK OF INDIA	2295	7743.57	5962	34664.9	3519	16263.4	815	2600.68	1330	3910.41	13921	65183
2	PUNJAB NATIONAL BANK	2495	8409.26	9062	37645	4178	17661.6	1034	2825.97	1578	4246.58	18347	70788.4
3	BANK OF BARODA	1197	3967.18	3246	17759.5	1913	8332.06	422	1332.37	602	2003.38	7380	33394.5
A	Total Lead Banks	5987	20120	18270	90069.3	9610	42257.1	2271	6759.02	3510	10160.4	39648	169366
4	UNION BANK OF INDIA	1202	2995.2	3140	13408.3	2023	6290.65	408	1005.94	582	1512.54	7355	25212.6
5	CANARA BANK	788	2025.51	2532	9067.4	1218	4254.08	265	680.27	428	1022.84	5231	17050.1
6	CENTRAL BANK OF INDIA	800	1965.98	2555	8800.95	1179	4129.07	258	660.29	364	992.81	5156	16549.1
7	PUNJAB AND SIND BANK	365	775.39	1015	3471.08	589	1628.48	146	260.41	216	391.55	2331	6526.91
8	UCO BANK	342	497.77	745	2228.31	506	1045.44	109	167.17	143	251.37	1845	4190.06
9	INDIAN OVERSEAS BANK	231	409.07	593	1831.2	376	859.12	73	137.38	116	206.56	1389	3443.33
10	BANK OF INDIA	275	791.08	899	3541.3	439	1661.44	102	265.68	182	399.47	1897	6658.97
11	INDIAN BANK	286	489.42	722	2190.91	408	1027.88	74	164.37	119	247.15	1609	4119.73
12	BANK OF MAHRASHTRA	7	12.2	32	54.59	18	25.61	2	4.1	3	6.16	62	102.66
B	Total Non-Lead Banks	4296	9961.62	12233	44594	6756	20921.8	1437	3345.61	2153	5030.45	26875	83853.5
C	Total N. Banks (A + B)	10283	30081.6	30503	134663	16366	63178.8	3708	10104.6	5663	15190.8	66523	253219
13	UTTARAKHAND G.B	555	1178.06	1528	5273.67	862	2474.2	188	395.64	283	594.89	3416	9916.46
14	PRATHAMA U.P GRAMIN BANK	0	0	0	0	0	0	0	0	0	0	0	0
D	Total R.R.B.	555	1178.06	1528	5273.67	862	2474.2	188	395.64	283	594.89	3416	9916.46
15	CO-OPERATIVE BANK	897	2276.56	2724	10191.3	1645	4781.38	290	764.58	385	1149.62	5941	19163.4
E	Total Cooperative	897	2276.56	2724	10191.3	1645	4781.38	290	764.58	385	1149.62	5941	19163.4
F	Total (C+D+E)	11735	33536.3	34755	150128	18873	70434.4	4186	11264.9	6331	16935.3	75880	282299
16	THE NAINITAL BANK LTD	174	254.56	397	1139.54	207	534.64	54	85.5	81	128.55	913	2142.79
17	AXIS BANK	175	496.64	654	2223.21	402	1043.04	82	166.8	122	250.79	1435	4180.48
18	ICICI BANK	821	2338.94	2901	10470.5	1223	4912.35	265	785.54	389	1181.14	5599	19688.5
19	IDBI BANK	170	250.03	432	1119.33	261	525.15	38	83.98	72	126.27	973	2104.76
20	HDFC BANK	1081	3124.75	3368	13988.2	1713	6562.73	341	1045.76	418	1581.63	6921	26303.1
21	J & K BANK	7	11.83	39	52.95	10	24.85	0	0	7	9.96	63	99.59
22	FEDERAL BANK	5	10.64	26	47.62	12	22.34	0	0	5	8.95	48	89.55
23	INDUSIND BANK	16	26.66	87	118.12	37	55.07	0	0	12	23.5	152	223.35
24	KARNATAKA BANK	9	14.81	44	66.31	18	31.1	0	0	7	12.46	78	124.68
25	SOUTH INDIAN BANK	5	10.2	28	45.65	9	21.42	0	0	4	8.58	46	85.85
26	YES BANK	546	1557.51	2312	6972.35	961	3271.16	188	523.09	209	786.52	4216	13110.6
27	KOTAK MAHINDRA BANK	6	9.91	27	44.32	10	20.79	0	0	35	8.33	78	83.35
28	BANDHAN BANK	5	7.61	20	34.07	9	15.99	0	0	4	6.4	38	64.07
G	Total Private Bank	3020	8114.09	10335	36322.2	4872	17040.6	968	2690.67	1365	4133.08	20560	68300.6
29	UJIVAN SMALL FINANCE BANK	27	39.52	118	176.98	57	83.02	0	0	9	33.28	211	332.8
30	UTKARSH SMALL FINANCE BANK	129	173.92	255	778.56	260	365.28	0	0	95	146.36	739	1464.12
31	IDFC FIRST BANK	2	4.76	12	21.3	7	9.99	0	0	2	4.01	23	40.06
H	SMALL FINANCE BANK	158	218.2	385	976.84	324	458.29	0	0	106	183.65	973	1836.98
	Total All Bank (F+G+H)	14913	41868.5	45475	187427	24069	87933.3	5154	13955.5	7802	21252.1	97413	352437

DISTRICT CREDIT PLAN 2021 - 22

DEHRADUN

(Amt in Lakhs)

Sr. No.	NAME OF BANK	Priority Sector- (Other Priority)												Total Priority Sector (Agri+MSME+Other Priority)		Loans to weaker sections under Priority Sector	
		Export Credit		Education (PS)		Housing (PS)		Social Infrastructure		Renewable Energy		Other Priority					
		A/c	Amt	A/c	Amt	A/c	Amt	A/c	Amt	A/c	Amt	A/c	Amt	A/c	Amt	A/c	Amt
1	STATE BANK OF INDIA	106	225.55	490	1950.58	516	7581.6	220	666.42	121	181.31	124	229.3	21706	87206.6	3010	8720.66
2	PUNJAB NATIONAL BANK	194	300.2	401	2596.31	759	10091.4	367	887.02	209	241.33	178	305.22	31309	104297	5777	10429.72
3	BANK OF BARODA	116	124.61	184	1077.55	336	4188.28	161	368.15	75	100.17	67	126.66	10241	41862.4	1401	4186.23
A	Total Lead Banks	416	650.36	1075	5624.44	1611	21861.3	748	1921.59	405	522.81	369	661.18	63256	233366	10188	23336.61
4	UNION BANK OF INDIA	102	138.76	249	1199.98	426	4664.12	232	409.96	102	111.54	95	141.06	13188	37118.3	1957	3711.83
5	CANARA BANK	87	152.5	189	1318.75	382	5125.82	178	450.57	115	122.59	99	155.02	9012	29308.9	1839	2930.91
6	CENTRAL BANK OF INDIA	65	140.64	147	1216.3	302	4727.53	134	415.56	96	113.07	85	143	7033	24500.3	1684	2450.03
7	PUNJAB AND SIND BANK	43	68.86	105	595.65	177	2315.2	98	203.51	49	55.36	37	70.03	4463	11645.6	759	1164.56
8	UCO BANK	21	34.45	97	298.01	150	1158.35	88	101.81	21	27.71	19	35.05	5004	9479.34	406	947.93
9	INDIAN OVERSEAS BANK	13	23.48	51	202.93	79	788.78	44	69.34	17	18.86	16	23.86	2402	5322.25	303	532.22
10	BANK OF INDIA	40	122.26	61	1057.34	222	4109.67	85	361.24	73	98.28	69	124.29	3844	14309.3	1130	1430.93
11	INDIAN BANK	30	35.62	63	308.11	97	1197.56	55	105.27	17	28.64	16	36.23	3426	7765.04	397	776.5
12	BANK OF MAHRASHTRA	11	4.28	18	37.05	40	144.01	17	12.66	4	3.44	4	4.35	367	547.51	93	54.75
B	Total Non-Lead Banks	412	720.85	980	6234.12	1875	24231	931	2129.92	494	579.49	440	732.89	48739	139997	8568	13999.66
C	Total N. Banks (A + B)	828	1371.21	2055	11858.6	3486	46092.3	1679	4051.51	899	1102.3	809	1394.07	111995	373363	18756	37336.27
13	UTTARAKHAND G.B	27	42.95	213	371.53	352	1444.08	112	126.93	28	34.53	26	43.69	7789	17746.1	837	1774.6
14	PRATHAMA U.P GRAMIN BANK	0	0	0	0	0	0	0	0	0	0	0	0	0	0	0	0
D	Total R.R.B.	27	42.95	213	371.53	352	1444.08	112	126.93	28	34.53	26	43.69	7789	17746.1	837	1774.6
15	CO-OPERATIVE BANK	32	38.43	169	332.35	263	1291.84	114	113.56	27	30.89	23	39.08	11418	30852.5	1335	3085.24
E	Total Cooperative	32	38.43	169	332.35	263	1291.84	114	113.56	27	30.89	23	39.08	11418	30852.5	1335	3085.24
F	Total (C+D+E)	887	1452.59	2437	12562.4	4101	48828.2	1905	4292	954	1167.72	858	1476.84	131202	421961	20928	42196.11
16	THE NAINITAL BANK LTD	7	11.81	80	102.14	85	397.02	33	34.9	7	9.49	7	12	1570	3136.36	154	313.64
17	AXIS BANK	12	18.05	84	156.11	133	606.78	45	53.33	15	14.51	12	18.35	2100	5449.25	256	544.92
18	ICICI BANK	39	65.01	236	562.34	174	2185.71	101	192.13	44	52.26	39	66.11	9484	28352.9	1054	2835.29
19	IDBI BANK	19	36.75	152	317.84	75	1235.37	69	108.59	21	29.54	16	37.36	2169	4704.57	377	470.46
20	HDFC BANK	28	49.34	185	426.75	155	1658.72	91	145.81	29	39.67	25	50.17	8022	29371.3	1288	2937.12
21	J & K BANK	2	3.42	22	29.6	14	115.04	8	10.11	2	2.75	2	3.48	152	307.59	46	30.76
22	FEDERAL BANK	2	2.74	16	23.75	25	92.3	7	8.11	2	2.21	2	2.79	154	280.15	46	28.01
23	INDUSIND BANK	2	2.25	10	17.84	22	69.58	4	6.34	2	1.71	2	2.02	1039	2377.97	195	237.8
24	KARNATAKA BANK	4	7.52	56	65.07	22	252.91	21	22.23	4	6.05	4	7.65	235	540.26	93	54.03
25	SOUTH INDIAN BANK	1	0.62	3	5.35	7	20.78	2	1.83	1	0.5	1	0.63	107	164.79	23	16.48
26	YES BANK	4	2.3	12	19.95	24	77.51	6	6.81	2	1.85	3	2.35	9338	28435.4	1323	2843.54
27	KOTAK MAHINDRA BANK	10	0.55	7	4.79	7	18.59	3	1.63	2	0.44	2	0.56	178	188.74	28	18.87
28	BANDHAN BANK	3	3.05	14	26.35	21	102.44	7	9.01	3	2.45	3	3.1	284	420.37	69	42.04
G	Total Private Bank	133	203.41	877	1757.88	764	6832.75	397	600.83	134	163.43	118	206.57	34832	103730	4952	10372.96
29	UJIVAN SMALL FINANCE BANK	4	14.4	50	124.52	38	483.98	21	42.54	4	11.58	4	14.64	533	1243.28	46	124.32
30	UTKARSH SMALL FINANCE BANK	4	1.52	9	13.24	12	51.48	4	4.52	4	1.24	4	1.56	2056	3090.96	216	309.08
31	IDFC FIRST BANK	2	1.55	7	13.4	7	52.08	4	4.58	1	1.24	1	1.58	83	160.21	23	16.02
H	SMALL FINANCE BANK	10	17.47	66	151.16	57	587.54	29	51.64	9	14.06	9	17.78	2672	4494.45	285	449.42
	Total All Bank (F+G+H)	1030	1673.47	3380	14471.5	4922	56248.5	2331	4944.47	1097	1345.21	985	1701.19	168706	530185	26165	53018.49

DISTRICT CREDIT PLAN 2021 - 22

DEHRADUN

(Amt in Lakhs)

Sr. No.	NAME OF BANK	Non Priority Sector												Grand Total (Priority Sector + Non Priority Sector)	
		Agriculture (NPS)		Education (NPS)		Housing (NPS)		Personal Loans under NPS		Others NPS		Total Non Priority Sector		A/c	Amt
		A/c	Amt	A/c	Amt	A/c	Amt	A/c	Amt	A/c	Amt	A/c	Amt		
1	STATE BANK OF INDIA	881	3056.23	1124	16503.7	1194	25672.1	1126	7334.89	1318	8557.36	5643	61124.2	27349	148330.85
2	PUNJAB NATIONAL BANK	1358	3690.02	2087	19926.1	2267	30995.9	2112	8855.95	2039	10332	9863	73799.9	41172	178096.94
3	BANK OF BARODA	541	1461.2	678	7890.5	724	12274	678	3506.86	813	4091.34	3434	29223.9	13675	71086.26
A	Total Lead Banks	2780	8207.45	3889	44320.2	4185	68942	3916	19697.7	4170	22980.7	18940	164148	82196	397514.05
4	UNION BANK OF INDIA	766	1319.96	958	7127.83	933	11087.6	958	3167.9	1150	3695.88	4765	26399.2	17953	63517.51
5	CANARA BANK	804	1058.3	1006	5714.85	1006	8889.67	967	2539.91	1157	2963.23	4940	21166	13952	50474.89
6	CENTRAL BANK OF INDIA	674	882.34	842	4764.64	824	7411.57	823	2117.59	1002	2470.53	4165	17646.7	11198	42146.94
7	PUNJAB AND SIND BANK	262	426.72	327	2304.25	327	3584.35	327	1024.09	392	1194.79	1635	8534.2	6098	20179.83
8	UCO BANK	159	347.15	198	1874.63	198	2916.07	198	833.16	238	972.02	991	6943.03	5995	16422.37
9	INDIAN OVERSEAS BANK	121	190.33	150	1027.79	150	1598.75	143	456.8	182	532.92	746	3806.59	3148	9128.84
10	BANK OF INDIA	524	536.57	655	2897.51	641	4507.2	594	1287.77	786	1502.4	3200	10731.5	7044	25040.75
11	INDIAN BANK	914	280.8	212	1516.36	212	2358.75	212	673.94	238	786.25	1788	5616.1	5214	13381.14
12	BANK OF MAHRASHTRA	0	0	46	111.82	43	173.94	46	49.7	44	78.69	179	414.15	546	961.66
B	Total Non-Lead Banks	4224	5042.17	4394	27339.7	4334	42527.9	4268	12150.9	5189	14196.7	22409	101257	71148	241253.93
C	Total N. Banks (A + B)	7004	13249.6	8283	71659.9	8519	111470	8184	31848.6	9359	37177.4	41349	265405	153344	638767.98
13	UTTARAKHAND G.B	223	639.51	279	3453.41	305	5371.94	305	1534.85	336	1790.63	1448	12790.3	9237	30536.44
14	PRATHAMA U.P GRAMIN BANK	0	0	0	0	0	0	0	0	0	0	0	0	0	0
D	Total R.R.B.	223	639.51	279	3453.41	305	5371.94	305	1534.85	336	1790.63	1448	12790.3	9237	30536.44
15	CO-OPERATIVE BANK	195	1092.06	427	5897.11	442	9173.15	431	2620.9	294	3057.71	1789	21840.9	13207	52693.38
E	Total Cooperative	195	1092.06	427	5897.11	442	9173.15	431	2620.9	294	3057.71	1789	21840.9	13207	52693.38
F	Total (C+D+E)	7422	14981.2	8989	81010.4	9266	126015	8920	36004.3	9989	42025.7	44586	300037	175788	721997.8
16	THE NAINITAL BANK LTD	61	111.77	77	603.57	78	938.88	79	268.25	96	312.96	391	2235.43	1961	5371.79
17	AXIS BANK	101	191.49	128	1033.97	128	1608.37	128	459.54	154	536.12	639	3829.49	2739	9278.74
18	ICICI BANK	327	991.93	414	5356.38	419	8332.08	414	2380.6	491	2777.38	2065	19838.4	11549	48191.23
19	IDBI BANK	139	176.06	175	950.72	175	1478.88	157	422.53	210	492.96	856	3521.15	3025	8225.72
20	HDFC BANK	205	997.71	402	5422.01	421	8434.18	402	2409.76	323	2817.78	1753	20081.4	9775	49452.72
21	J & K BANK	0	0	23	64.43	23	100.22	17	28.64	18	45.34	81	238.63	233	546.22
22	FEDERAL BANK	0	0	23	57.99	23	90.2	23	25.77	21	40.8	90	214.76	244	494.91
23	INDUSIND BANK	0	0	50	456.16	50	709.57	50	202.74	32	321	182	1689.47	1221	4067.44
24	KARNATAKA BANK	0	0	46	115.97	46	180.4	37	51.54	39	81.61	168	429.52	403	969.78
25	SOUTH INDIAN BANK	0	0	11	32.21	11	50.11	7	14.31	14	22.68	43	119.31	150	284.1
26	YES BANK	18	981.57	22	5300.46	309	8245.1	283	2355.74	212	2748.36	844	19631.2	10182	48066.66
27	KOTAK MAHINDRA BANK	18	6.77	15	36.59	6	56.92	9	16.27	6	18.97	54	135.52	232	324.26
28	BANDHAN BANK	0	0	34	85.71	34	133.34	34	38.09	42	60.32	144	317.46	428	737.83
G	Total Private Bank	869	3457.3	1420	19516.2	1723	30358.3	1640	8673.78	1658	10276.3	7310	72281.8	42142	176011.4
29	UJIVAN SMALL FINANCE BANK	0	0	46	260.82	32	405.7	26	115.92	32	183.52	136	965.96	669	2209.24
30	UTKARSH SMALL FINANCE BANK	0	0	56	581.4	56	904.4	102	258.4	121	409.12	335	2153.32	2391	5244.28
31	IDFC FIRST BANK	0	0	11	33.24	9	51.72	5	14.77	14	23.4	39	123.13	122	283.34
H	SMALL FINANCE BANK	0	0	113	875.46	97	1361.82	133	389.09	167	616.04	510	3242.41	3182	7736.86
	Total All Bank (F+G+H)	8291	18438.5	10522	101402	11086	157735	10693	45067.2	11814	52918	52406	375561	221112	905746.06



DISTRICT CREDIT PLAN 2021 - 22

HARIDWAR

(Amt in Lakhs)

Sr. No.	NAME OF BANK	Priority Sector-Agriculture											
		Farm Credit				Out of Farm Credit, total allied activities		Agri. Infrastructure		Ancillary Activities		Total Agriculture (PS)	
		Crop Loan		Term Loan		A/c	Amt	A/c	Amt	A/c	Amt	A/c	Amt
		A/c	Amt	A/c	Amt								
1	STATE BANK OF INDIA	17917	32102.7	2987	8961.7	2987	8961.7	22	670.41	105	1445.24	21031	43180
2	PUNJAB NATIONAL BANK	25800	43667.6	4355	12190.1	4355	12190.13	38	919.27	191	1976.94	30384	58754
3	BANK OF BARODA	4917	8652.4	856	2415.42	856	2415.42	6	230.64	40	464.66	5819	11763.1
A	Total Lead Banks	48634	84422.7	8198	23567.3	8198	23567.25	66	1820.32	336	3886.84	57234	113697
4	UNION BANK OF INDIA	6259	10702.1	970	2987.64	970	2987.64	4	282.48	26	570.52	7259	14542.7
5	CANARA BANK	5667	9747.42	973	2721.19	973	2721.19	7	326.93	18	624.41	6665	13420
6	CENTRAL BANK OF INDIA	1292	2185.51	236	610.11	236	610.11	1	78.35	15	147.59	1544	3021.56
7	PUNJAB AND SIND BANK	2584	4234.21	366	1182.02	366	1182.02	2	106.24	12	217.42	2964	5739.89
8	UCO BANK	2128	4232.8	406	1181.54	406	1181.54	7	43.91	29	123.65	2570	5581.9
9	INDIAN OVERSEAS BANK	6999	12798.6	1175	3572.91	1175	3572.91	12	268.1	53	577.42	8239	17217
10	BANK OF INDIA	2280	4233.26	394	1181.7	394	1181.7	6	58.37	9	145.41	2689	5618.74
11	INDIAN BANK	1890	3280.06	309	915.71	309	915.71	4	103.37	9	200.12	2212	4499.26
12	BANK OF MAHRASHTRA	646	1092.75	110	305.05	110	305.05	3	34.44	5	66.68	764	1498.92
B	Total Non-Lead Banks	29745	52506.7	4939	14657.9	4939	14657.87	46	1302.19	176	2673.22	34906	71140
C	Total N. Banks (A + B)	78379	136929	13137	38225.1	13137	38225.12	112	3122.51	512	6560.06	92140	184837
13	UTTARAKHAND G.B	4800	12751.9	1280	3559.88	1280	3559.88	12	272.01	23	582.68	6115	17166.5
14	PRATHAMA U.P GRAMIN BANK	646	1046.67	80	292.16	80	292.16	0	0	1	14.24	727	1353.07
D	Total R.R.B.	5446	13798.6	1360	3852.04	1360	3852.04	12	272.01	24	596.92	6842	18519.5
15	CO-OPERATIVE BANK	7800	21269.4	2400	5937.67	2400	5937.67	19	466.67	47	991.4	10266	28665.2
E	Total Cooperative	7800	21269.4	2400	5937.67	2400	5937.67	19	466.67	47	991.4	10266	28665.2
F	Total (C+D+E)	91625	171997	16897	48014.8	16897	48014.83	143	3861.19	583	8148.38	109248	232022
16	THE NAINITAL BANK LTD	646	1092.75	110	305.05	110	305.05	2	43.91	4	80.92	762	1522.63
17	AXIS BANK	1474	3232.66	300	902.43	300	902.43	2	102.28	8	197.84	1784	4435.21
18	ICICI BANK	1292	2139.9	190	597.37	190	597.37	1	67.84	4	131.17	1487	2936.28
19	IDBI BANK	1446	3186.11	310	889.38	310	889.38	2	34.44	2	95.16	1760	4205.09
20	HDFC BANK	2892	6420.57	610	1792.36	610	1792.36	6	136.77	11	293.1	3519	8642.8
21	J & K BANK	646	1092.75	110	305.05	110	305.05	2	34.44	3	66.68	761	1498.92
22	FEDERAL BANK	0	0	0	0	0	0	0	0	0	0	0	0
23	INDUSIND BANK	646	1092.75	110	305.05	110	305.05	2	34.44	3	66.68	761	1498.92
24	KARNATAKA BANK	646	1092.75	110	305.05	110	305.05	2	34.44	3	66.68	761	1498.92
25	SOUTH INDIAN BANK	0	0	0	0	0	0	0	0	0	0	0	0
26	YES BANK	646	1092.75	110	305.05	110	305.05	2	34.44	3	66.68	761	1498.92
27	KOTAK MAHINDRA BANK	646	1092.75	110	305.05	110	305.05	2	34.44	3	66.68	761	1498.92
28	BANDHAN BANK	646	1092.75	110	305.05	110	305.05	2	34.44	3	66.68	761	1498.92
G	Total Private Bank	11626	22628.5	2180	6316.89	2180	6316.89	25	591.88	47	1198.27	13878	30735.5
29	UJIVAN SMALL FINANCE BANK	646	1092.75	110	305.05	110	305.05	2	34.44	3	66.68	761	1498.92
30	UTKARSH SMALL FINANCE BANK	2584	4281.38	380	1195.2	380	1195.2	4	83.4	7	183.71	2975	5743.69
31	IDFC FIRST BANK	0	0	0	0	0	0	0	0	0	0	0	0
H	SMALL FINANCE BANK	3230	5374.13	490	1500.25	490	1500.25	6	117.84	10	250.39	3736	7242.61
	Total All Bank (F+G+H)	106481	200000	19567	55832	19567	55831.97	174	4570.91	640	9597.04	126862	270000

DISTRICT CREDIT PLAN 2021 - 22

HARIDWAR

(Amt in Lakhs)

Sr. No.	NAME OF BANK	Priority Sector- MSME											
		Micro Enterprises		Small Enterprises		Medium Enterprises		Khadi and Village Industries		Others under MSMEs		Total MSMEs (PS)	
		A/c	Amt	A/c	Amt	A/c	Amt	A/c	Amt	A/c	Amt	A/c	Amt
1	STATE BANK OF INDIA	758	11820.6	74	8855.77	3	4224.63	94	976.24	6	621.27	935	26498.5
2	PUNJAB NATIONAL BANK	1233	18085.2	113	13542.3	3	7979.85	112	1334.3	11	1173.51	1472	42115.2
3	BANK OF BARODA	264	4060.06	25	3052.8	4	1642.91	29	315.16	2	241.6	324	9312.53
A	Total Lead Banks	2255	33965.9	212	25450.9	10	13847.4	235	2625.7	19	2036.38	2731	77926.2
4	UNION BANK OF INDIA	188	4019.76	21	3019.21	2	938.81	36	384.3	1	138.06	248	8500.14
5	CANARA BANK	245	5772.21	24	4341.32	1	2581.72	40	422.21	3	379.66	313	13497.1
6	CENTRAL BANK OF INDIA	95	1449.09	8	1090.14	2	704.1	9	100.11	1	103.54	115	3446.98
7	PUNJAB AND SIND BANK	98	1399.84	16	1050.92	2	234.7	14	143.55	3	34.51	133	2863.52
8	UCO BANK	114	1724.58	10	1298.98	3	1173.51	7	83.89	1	172.57	135	4453.53
9	INDIAN OVERSEAS BANK	318	4891.07	28	3677.14	3	1877.61	37	390.32	2	276.12	388	11112.3
10	BANK OF INDIA	96	1425.85	12	1072.7	2	704.1	8	97.33	1	103.54	119	3403.52
11	INDIAN BANK	113	1745.61	9	1312.53	2	704.1	12	135.74	1	103.54	137	4001.52
12	BANK OF MAHRASHTRA	38	581.68	4	437.37	2	234.7	12	45.23	3	34.51	59	1333.49
B	Total Non-Lead Banks	1305	23009.7	132	17300.3	19	9153.35	175	1802.68	16	1346.05	1647	52612.1
C	Total N. Banks (A + B)	3560	56975.5	344	42751.2	29	23000.7	410	4428.38	35	3382.43	4378	130538
13	UTTARAKHAND G.B	294	4293.8	30	3225.84	11	1173.51	37	392.55	17	172.57	389	9258.27
14	PRATHAMA U.P GRAMIN BANK	19	285.73	2	215.4	2	234.7	2	9.67	1	34.51	26	780.01
D	Total R.R.B.	313	4579.53	32	3441.24	13	1408.21	39	402.22	18	207.08	415	10038.3
15	CO-OPERATIVE BANK	324	6567.59	45	4872.01	11	1173.51	63	665.73	17	172.57	460	13451.4
E	Total Cooperative	324	6567.59	45	4872.01	11	1173.51	63	665.73	17	172.57	460	13451.4
F	Total (C+D+E)	4197	68122.7	421	51064.4	53	25582.5	512	5496.33	70	3762.08	5253	154028
16	THE NAINITAL BANK LTD	57	867.4	6	652.77	4	469.4	4	54.89	6	69.03	77	2113.49
17	AXIS BANK	107	1721.81	12	1294.66	7	704.1	12	132.88	10	103.54	148	3956.99
18	ICICI BANK	76	1140.12	8	857.29	4	469.4	7	87.66	6	69.03	101	2623.5
19	IDBI BANK	69	1153.13	8	868.18	7	704.1	5	64.56	1	103.54	90	2893.51
20	HDFC BANK	176	2875.51	20	2163.25	14	1408.21	18	197.51	2	207.09	230	6851.57
21	J & K BANK	38	581.68	4	437.37	2	234.7	5	45.23	1	34.51	50	1333.49
22	FEDERAL BANK	0	0	0	0	0	0	0	0	0	0	0	
23	INDUSIND BANK	38	581.68	4	437.37	2	234.7	5	45.23	1	34.51	50	1333.49
24	KARNATAKA BANK	38	581.68	4	437.37	2	234.7	5	45.23	1	34.51	50	1333.49
25	SOUTH INDIAN BANK	0	0	0	0	0	0	0	0	0	0	0	
26	YES BANK	38	581.68	4	437.37	2	234.7	5	45.23	1	34.51	50	1333.49
27	KOTAK MAHINDRA BANK	38	581.68	4	437.37	2	234.7	5	45.23	1	34.51	50	1333.49
28	BANDHAN BANK	38	581.68	4	437.37	2	234.7	5	45.23	1	34.51	50	1333.49
G	Total Private Bank	713	11248.1	78	8460.37	48	5163.41	76	808.88	31	759.29	946	26440
29	UJJIVAN SMALL FINANCE BANK	38	581.68	4	437.37	2	234.7	5	45.23	3	34.51	52	1333.49
30	UTKARSH SMALL FINANCE BANK	95	1447.61	10	1087.93	4	469.4	10	124.6	6	69.03	125	3198.57
31	IDFC FIRST BANK	0	0	0	0	0	0	0	0	0	0	0	
H	SMALL FINANCE BANK	133	2029.29	14	1525.3	6	704.1	15	169.83	9	103.54	177	4532.06
	Total All Bank (F+G+H)	5043	81400	513	61050.1	107	31450	603	6475.04	110	4624.91	6376	185000



DISTRICT CREDIT PLAN 2021 - 22

HARIDWAR

(Amt in Lakhs)

Sr. No.	NAME OF BANK	Non Priority Sector												Grand Total (Priority Sector + Non Priority Sector)	
		Agriculture (NPS)		Education (NPS)		Housing (NPS)		Personal Loans under NPS		Others NPS		Total Non Priority Sector		A/c	Amt
		A/c	Amt	A/c	Amt	A/c	Amt	A/c	Amt	A/c	Amt	A/c	Amt		
1	STATE BANK OF INDIA	0	0	0	0	0	0	0	0	1109	20572.5	1109	20572.5	25640	98811.68
2	PUNJAB NATIONAL BANK	0	0	0	0	0	0	0	0	1926	36420	1926	36420	38262	150418
3	BANK OF BARODA	0	0	0	0	0	0	0	0	146	5164.99	146	5164.99	7134	29185.01
A	Total Lead Banks	0	0	0	0	0	0	0	0	3181	62157.5	3181	62157.5	71036	278414.69
4	UNION BANK OF INDIA	0	0	0	0	0	0	0	0	470	6808.69	470	6808.69	8866	32752.44
5	CANARA BANK	0	0	0	0	0	0	0	0	358	9398.67	358	9398.67	8618	40506.83
6	CENTRAL BANK OF INDIA	0	0	0	0	0	0	0	0	24	1793.09	24	1793.09	1978	9314.96
7	PUNJAB AND SIND BANK	0	0	0	0	0	0	0	0	404	4568.56	404	4568.56	3836	14180.22
8	UCO BANK	0	0	0	0	0	0	0	0	32	2930.98	32	2930.98	3148	14226.92
9	INDIAN OVERSEAS BANK	0	0	0	0	0	0	0	0	468	8939.05	468	8939.05	10273	40813.23
10	BANK OF INDIA	0	0	0	0	0	0	0	0	152	3089.33	152	3089.33	3296	13148.24
11	INDIAN BANK	0	0	0	0	0	0	0	0	80	2380.82	80	2380.82	2790	12147.48
12	BANK OF MAHRASHTRA	0	0	0	0	0	0	0	0	8	605.91	8	605.91	940	3860.14
B	Total Non-Lead Banks	0	0	0	0	0	0	0	0	1996	40515.1	1996	40515.1	43745	180950.46
C	Total N. Banks (A + B)	0	0	0	0	0	0	0	0	5177	102673	5177	102673	114781	459365.15
13	UTTARAKHAND G.B	0	0	0	0	0	0	0	0	85	8313.58	85	8313.58	7045	37840.52
14	PRATHAMA U.P GRAMIN BANK	0	0	0	0	0	0	0	0	58	581.27	58	581.27	846	2924.02
D	Total R.R.B.	0	0	0	0	0	0	0	0	143	8894.85	143	8894.85	7891	40764.54
15	CO-OPERATIVE BANK	0	0	0	0	0	0	0	0	1789	18008	1789	18008	13410	64856.52
E	Total Cooperative	0	0	0	0	0	0	0	0	1789	18008	1789	18008	13410	64856.52
F	Total (C+D+E)	0	0	0	0	0	0	0	0	7109	129575	7109	129575	136082	564986.21
16	THE NAINITAL BANK LTD	0	0	0	0	0	0	0	0	14	1187.18	14	1187.18	958	5454.8
17	AXIS BANK	0	0	0	0	0	0	0	0	34	3113.97	34	3113.97	2196	12754.98
18	ICICI BANK	0	0	0	0	0	0	0	0	26	2508.06	26	2508.06	1751	8894.82
19	IDBI BANK	0	0	0	0	0	0	0	0	19	1768.45	19	1768.45	2032	9708.22
20	HDFC BANK	0	0	0	0	0	0	0	0	56	5445.5	56	5445.5	4111	23030.23
21	J & K BANK	0	0	0	0	0	0	0	0	7	605.91	7	605.91	887	3860.14
22	FEDERAL BANK	0	0	0	0	0	0	0	0	0	0	0	0	0	0
23	INDUSIND BANK	0	0	0	0	0	0	0	0	7	605.91	7	605.91	887	3860.14
24	KARNATAKA BANK	0	0	0	0	0	0	0	0	7	605.91	7	605.91	887	3860.14
25	SOUTH INDIAN BANK	0	0	0	0	0	0	0	0	0	0	0	0	0	0
26	YES BANK	0	0	0	0	0	0	0	0	60	605.91	60	605.91	940	3860.14
27	KOTAK MAHINDRA BANK	0	0	0	0	0	0	0	0	60	605.91	60	605.91	940	3860.14
28	BANDHAN BANK	0	0	0	0	0	0	0	0	60	605.91	60	605.91	940	3860.14
G	Total Private Bank	0	0	0	0	0	0	0	0	350	17658.6	350	17658.6	16529	83003.89
29	UJIVAN SMALL FINANCE BANK	0	0	0	0	0	0	0	0	60	605.91	60	605.91	942	3860.14
30	UTKARSH SMALL FINANCE BANK	0	0	0	0	0	0	0	0	216	2160.1	216	2160.1	3488	12149.77
31	IDFC FIRST BANK	0	0	0	0	0	0	0	0	0	0	0	0	0	0
H	SMALL FINANCE BANK	0	0	0	0	0	0	0	0	276	2766.01	276	2766.01	4430	16009.91
	Total All Bank (F+G+H)	0	0	0	0	0	0	0	0	7735	150000	7735	150000	157041	664000.01

DISTRICT CREDIT PLAN 2021 - 22

NAINITAL

(Amt in Lakhs)

Sr. No.	NAME OF BANK	Priority Sector-Agriculture											
		Farm Credit				Out of Farm Credit, total allied activities		Agri. Infrastructure		Ancillary Activities		Total Agriculture (PS)	
		Crop Loan		Term Loan		A/c	Amt	A/c	Amt	A/c	Amt	A/c	Amt
		A/c	Amt	A/c	Amt								
1	STATE BANK OF INDIA	549	5746.28	495	7239.96	171	5254.25	66	1249.2	83	797.63	1193	15033.1
2	PUNJAB NATIONAL BANK	285	3523.95	356	4203.24	81	3050.41	46	732.92	56	467.93	743	8928.04
3	BANK OF BARODA	917	10068.4	433	4205.9	355	3052.35	134	2756.43	171	1779.01	1655	18809.8
A	Total Lead Banks	1751	19338.6	1284	15649.1	607	11357.01	246	4738.55	310	3044.57	3591	42770.9
4	UNION BANK OF INDIA	73	907.76	101	1158.8	114	840.97	17	228.49	18	145.92	209	2440.97
5	CANARA BANK	111	1312.59	103	232.1	25	168.45	13	152.04	15	97.1	242	1793.83
6	CENTRAL BANK OF INDIA	75	875.15	40	287.74	23	208.82	11	188.56	13	120.38	139	1471.83
7	PUNJAB AND SIND BANK	70	351.65	23	95.44	9	69.26	4	62.53	5	39.93	102	549.55
8	UCO BANK	28	372.05	21	93.83	9	68.1	4	61.5	5	39.26	58	566.64
9	INDIAN OVERSEAS BANK	23	326.14	38	76.8	7	55.73	4	50.32	4	32.13	69	485.39
10	BANK OF INDIA	30	400.56	43	108.36	10	78.64	4	70.99	6	45.33	83	625.24
11	INDIAN BANK	121	1440.81	129	479.8	42	348.2	17	313.27	22	200.75	289	2434.63
12	BANK OF MAHRASHTRA	0	0	0	0	0	0	0	0	0	0	0	0
B	Total Non-Lead Banks	531	5986.71	498	2532.87	239	1838.17	74	1127.7	88	720.8	1191	10368.1
C	Total N. Banks (A + B)	2282	25325.4	1782	18182	846	13195.18	320	5866.25	398	3765.37	4782	53138.9
13	UTTARAKHAND G.B	1071	11085.9	583	2388.37	335	1733.31	130	2549.09	163	1627.4	1947	17650.8
14	PRATHAMA U.P GRAMIN BANK	0	0	0	0	0	0	0	0	0	0	0	0
D	Total R.R.B.	1071	11085.9	583	2388.37	335	1733.31	130	2549.09	163	1627.4	1947	17650.8
15	CO-OPERATIVE BANK	1536	16039	565	7411.54	614	5378.78	215	4857.59	282	3101.18	2598	31409.3
E	Total Cooperative	1536	16039	565	7411.54	614	5378.78	215	4857.59	282	3101.18	2598	31409.3
F	Total (C+D+E)	4889	52450.3	2930	27981.9	1795	20307.27	665	13272.9	843	8493.95	9327	102199
16	THE NAINITAL BANK LTD	414	4378.91	292	1322.47	116	959.76	46	866.64	57	553.3	809	7121.32
17	AXIS BANK	86	896.32	25	1500.6	23	1089.04	8	169.28	10	108.07	129	2674.27
18	ICICI BANK	34	329.04	21	733.25	11	532.15	5	68.2	6	43.56	66	1174.05
19	IDBI BANK	44	434.45	24	163.65	16	118.76	7	107.23	8	68.47	83	773.8
20	HDFC BANK	30	296.08	11	73.13	7	53.07	3	47.91	4	30.6	48	447.72
21	J & K BANK	0	0	0	0	0	0	0	0	0	0	0	0
22	FEDERAL BANK	0	0	0	0	0	0	0	0	0	0	0	0
23	INDUSIND BANK	5	50.76	5	24.67	2	17.9	1	16.17	1	10.32	12	101.92
24	KARNATAKA BANK	0	0	0	0	0	0	0	0	0	0	0	0
25	SOUTH INDIAN BANK	0	0	0	0	0	0	0	0	0	0	0	0
26	YES BANK	7	70.67	2	21.86	2	15.86	1	14.33	1	9.15	11	116.01
27	KOTAK MAHINDRA BANK	5	50.76	5	24.67	2	17.9	1	16.17	1	10.32	12	101.92
28	BANDHAN BANK	5	50.76	5	1613.91	2	1171.26	1	16.17	1	10.32	12	1691.16
G	Total Private Bank	630	6557.75	390	5478.21	181	3975.7	73	1322.1	89	844.11	1182	14202.2
29	UJJIVAN SMALL FINANCE BANK	0	0	0	0	0	0	0	0	0	0	0	0
30	UTKARSH SMALL FINANCE BANK	0	0	0	0	0	0	0	0	0	0	0	0
31	IDFC FIRST BANK	0	0	0	0	0	0	0	0	0	0	0	0
H	SMALL FINANCE BANK	0	0	0	0	0	0	0	0	0	0	0	0
	Total All Bank (F+G+H)	5519	59008	3320	33460.1	1976	24282.97	738	14595	932	9338.06	10509	116401

DISTRICT CREDIT PLAN 2021 - 22

NAINITAL

(Amt in Lakhs)

Sr. No.	NAME OF BANK	Priority Sector- MSME											
		Micro Enterprises		Small Enterprises		Medium Enterprises		Khadi and Village Industries		Others under MSMEs		Total MSMEs (PS)	
		A/c	Amt	A/c	Amt	A/c	Amt	A/c	Amt	A/c	Amt	A/c	Amt
1	STATE BANK OF INDIA	728	8849.33	218	10759.7	254	16696.4	44	54.9	45	825.46	1289	37185.8
2	PUNJAB NATIONAL BANK	266	3148.76	87	3828.56	101	5940.96	37	47.19	39	709.38	530	13674.9
3	BANK OF BARODA	435	5260.68	137	6396.46	157	9925.66	71	116.87	80	1756.84	880	23456.5
A	Total Lead Banks	1429	17258.8	442	20984.7	512	32563	152	218.96	164	3291.68	2699	74317.2
4	UNION BANK OF INDIA	69	781.84	24	950.66	28	1475.19	15	13.97	15	210.04	151	3431.7
5	CANARA BANK	27	250.86	12	305.03	12	473.33	10	5.95	10	89.53	71	1124.7
6	CENTRAL BANK OF INDIA	74	889.06	22	1081.01	27	1677.46	5	6.91	5	103.79	133	3758.23
7	PUNJAB AND SIND BANK	16	170.52	6	207.31	6	321.7	3	2.39	3	35.88	34	737.8
8	UCO BANK	19	210.26	7	255.65	7	396.71	3	1.94	3	29.01	39	893.57
9	INDIAN OVERSEAS BANK	15	170.78	5	207.65	6	322.24	3	1.53	3	23.04	32	725.24
10	BANK OF INDIA	20	233.14	7	283.48	8	439.89	3	2.47	3	37.12	41	996.1
11	INDIAN BANK	82	975.73	27	1186.4	31	1840.97	11	12.37	11	185.96	162	4201.43
12	BANK OF MAHRASHTRA	0	0	0	0	0	0	0	0	0	0	0	0
B	Total Non-Lead Banks	322	3682.19	110	4477.19	125	6947.49	53	47.53	53	714.37	663	15868.8
C	Total N. Banks (A + B)	1751	20941	552	25461.9	637	39510.5	205	266.49	217	4006.05	3362	90185.9
13	UTTARAKHAND G.B	204	2297.05	75	2793.15	87	4334.19	72	111.95	80	1682.71	518	11219.1
14	PRATHAMA U.P GRAMIN BANK	0	0	0	0	0	0	0	0	0	0	0	0
D	Total R.R.B.	204	2297.05	75	2793.15	87	4334.19	72	111.95	80	1682.71	518	11219.1
15	CO-OPERATIVE BANK	0	0	0	0	0	0	78	149.63	93	2249.51	171	2399.14
E	Total Cooperative	0	0	0	0	0	0	78	149.63	93	2249.51	171	2399.14
F	Total (C+D+E)	1955	23238	627	28255.1	724	43844.7	355	528.07	390	7938.27	4051	103804
16	THE NAINITAL BANK LTD	148	1732.28	50	2106.24	55	3268.4	28	39.23	31	590.06	312	7736.21
17	AXIS BANK	4	35.3	4	42.93	4	66.63	3	4.51	5	68.89	20	218.26
18	ICICI BANK	21	240.24	8	292.13	9	453.32	4	3.36	4	50.65	46	1039.7
19	IDBI BANK	18	188.46	7	229.15	7	355.57	5	4	5	59.96	42	837.14
20	HDFC BANK	27	306.11	9	372.2	10	577.57	2	1.77	2	26.73	50	1284.38
21	J & K BANK	0	0	0	0	0	0	0	0	0	0	0	0
22	FEDERAL BANK	0	0	0	0	0	0	0	0	0	0	0	0
23	INDUSIND BANK	9	105.58	3	128.37	3	199.21	1	0.85	1	12.84	17	446.85
24	KARNATAKA BANK	0	0	0	0	0	0	0	0	0	0	0	0
25	SOUTH INDIAN BANK	0	0	0	0	0	0	0	0	0	0	0	0
26	YES BANK	1	9.88	1	12.01	1	18.65	1	0.32	1	4.74	5	45.6
27	KOTAK MAHINDRA BANK	9	105.58	3	128.37	3	199.21	1	0.85	1	12.84	17	446.85
28	BANDHAN BANK	9	105.58	3	128.37	3	199.21	1	0.85	1	12.84	17	446.85
G	Total Private Bank	246	2829.01	88	3439.77	95	5337.77	46	55.74	51	839.55	526	12501.8
29	UJJIVAN SMALL FINANCE BANK	0	0	0	0	0	0	0	0	0	0	0	0
30	UTKARSH SMALL FINANCE BANK	0	0	0	0	0	0	0	0	0	0	0	0
31	IDFC FIRST BANK	0	0	0	0	0	0	0	0	0	0	0	0
H	SMALL FINANCE BANK	0	0	0	0	0	0	0	0	0	0	0	0
	Total All Bank (F+G+H)	2201	26067	715	31694.8	819	49182.5	401	583.81	441	8777.82	4577	116306

DISTRICT CREDIT PLAN 2021 - 22

NAINITAL

(Amt in Lakhs)

Sr. No.	NAME OF BANK	Priority Sector- (Other Priority)												Total Priority Sector (Agri+MSME+Other Priority)		Loans to weaker sections under Priority Sector	
		Export Credit		Education (PS)		Housing (PS)		Social Infrastructure		Renewable Energy		Other Priority					
		A/c	Amt	A/c	Amt	A/c	Amt	A/c	Amt	A/c	Amt	A/c	Amt	A/c	Amt	A/c	Amt
1	STATE BANK OF INDIA	0	0	104	981.91	193	2733.52	44	615.7	44	34.31	60	242.9	2927	56827.2	157	287.91
2	PUNJAB NATIONAL BANK	0	0	76	654.71	113	1489.69	37	528.74	37	29.55	55	208.61	1591	25514.2	108	186.09
3	BANK OF BARODA	0	0	178	1667.11	333	4767.47	72	1307.59	71	73.1	122	515.97	3311	50597.5	346	660.29
A	Total Lead Banks	0	0	358	3303.73	639	8990.68	153	2452.03	152	136.96	237	967.48	7829	132939	611	1134.29
4	UNION BANK OF INDIA	0	0	27	224.32	47	620.04	15	156.89	15	8.73	20	61.86	484	6944.51	43	73.35
5	CANARA BANK	0	0	25	197.4	30	365.37	10	67.13	10	3.7	12	26.47	400	3578.6	34	55.86
6	CENTRAL BANK OF INDIA	0	0	12	110.67	22	305.86	5	77.37	5	4.32	8	30.52	324	5758.8	20	36.18
7	PUNJAB AND SIND BANK	0	0	4	38.45	8	106.28	3	26.87	3	1.49	4	10.6	158	1471.04	8	12.57
8	UCO BANK	0	0	4	31.18	7	86.15	3	21.78	3	1.2	4	8.59	118	1609.11	7	10.2
9	INDIAN OVERSEAS BANK	0	0	3	24.65	6	68.13	3	17.23	3	0.95	3	6.78	119	1328.37	6	8.06
10	BANK OF INDIA	0	0	5	39.59	9	109.45	3	27.67	3	1.53	4	10.91	148	1810.49	8	12.95
11	INDIAN BANK	0	0	23	198.62	35	448.97	11	138.89	11	7.75	15	54.79	546	7485.08	42	77.18
12	BANK OF MAHRASHTRA	0	0	0	0	0	0	0	0	0	0	0	0	0	0	0	0
B	Total Non-Lead Banks	0	0	103	864.88	164	2110.25	53	533.83	53	29.67	70	210.52	2297	29986	168	286.35
C	Total N. Banks (A + B)	0	0	461	4168.61	803	11100.9	206	2985.86	205	166.63	307	1178	10126	162925	779	1420.64
13	UTTARAKHAND G.B	0	0	195	1791.87	347	4952.04	72	1253.06	72	70.09	117	494.5	3268	37431.4	273	512.57
14	PRATHAMA U.P GRAMIN BANK	0	0	0	0	0	0	0	0	0	0	0	0	0	0	0	0
D	Total R.R.B.	0	0	195	1791.87	347	4952.04	72	1253.06	72	70.09	117	494.5	3268	37431.4	273	512.57
15	CO-OPERATIVE BANK	0	0	245	2393.57	464	6814.74	78	1673.92	78	93.65	145	660.56	3779	45444.9	409	794.59
E	Total Cooperative	0	0	245	2393.57	464	6814.74	78	1673.92	78	93.65	145	660.56	3779	45444.9	409	794.59
F	Total (C+D+E)	0	0	901	8354.05	1614	22867.7	356	5912.84	355	330.37	569	2333.06	17173	245801	1461	2727.8
16	THE NAINITAL BANK LTD	0	0	70	628.82	124	1737.9	28	439.69	28	24.51	45	173.47	1416	17861.9	98	181.16
17	AXIS BANK	0	0	18	173.64	35	499.71	3	50.54	3	2.83	5	19.94	213	3639.19	33	60.32
18	ICICI BANK	0	0	7	54.16	19	249.7	4	37.86	4	2.1	4	14.93	150	2572.5	18	29.94
19	IDBI BANK	0	0	8	64.45	14	178.1	5	45.04	5	2.48	7	17.76	164	1918.77	14	21.08
20	HDFC BANK	0	0	4	28.67	13	179.27	2	20.05	2	1.11	2	7.9	121	1969.1	13	21.61
21	J & K BANK	0	0	0	0	0	0	0	0	0	0	0	0	0	0	0	0
22	FEDERAL BANK	0	0	0	0	0	0	0	0	0	0	0	0	0	0	0	0
23	INDUSIND BANK	0	0	2	13.68	3	37.81	1	9.56	1	0.53	1	3.77	37	614.12	3	4.47
24	KARNATAKA BANK	0	0	0	0	0	0	0	0	0	0	0	0	0	0	0	0
25	SOUTH INDIAN BANK	0	0	0	0	0	0	0	0	0	0	0	0	0	0	0	0
26	YES BANK	0	0	1	5.2	1	14.37	1	3.63	1	0.2	1	1.44	21	186.45	1	1.7
27	KOTAK MAHINDRA BANK	0	0	2	13.68	3	37.81	1	9.56	1	0.53	1	3.77	37	614.12	3	4.47
28	BANDHAN BANK	0	0	2	13.68	3	37.81	1	9.56	1	0.53	1	3.77	37	2203.36	3	4.47
G	Total Private Bank	0	0	114	995.98	215	2972.48	46	625.49	46	34.82	67	246.75	2196	31579.5	186	329.22
29	UJIVAN SMALL FINANCE BANK	0	0	0	0	0	0	0	0	0	0	0	0	0	0	0	0
30	UTKARSH SMALL FINANCE BANK	0	0	0	0	0	0	0	0	0	0	0	0	0	0	0	0
31	IDFC FIRST BANK	0	0	0	0	0	0	0	0	0	0	0	0	0	0	0	0
H	SMALL FINANCE BANK	0	0	0	0	0	0	0	0	0	0	0	0	0	0	0	0
	Total All Bank (F+G+H)	0	0	1015	9350.03	1829	25840.2	402	6538.33	401	365.19	636	2579.81	19369	277381	1647	3057.02

DISTRICT CREDIT PLAN 2021 - 22

NAINITAL

(Amt in Lakhs)

Sr. No.	NAME OF BANK	Non Priority Sector												Grand Total (Priority Sector + Non Priority Sector)	
		Agriculture (NPS)		Education (NPS)		Housing (NPS)		Personal Loans under NPS		Others NPS		Total Non Priority Sector		A/c	Amt
		A/c	Amt	A/c	Amt	A/c	Amt	A/c	Amt	A/c	Amt	A/c	Amt		
1	STATE BANK OF INDIA	529	9516.75	95	2142.77	146	5157.93	125	2803.14	117	2892.56	1012	22513.2	3939	79340.35
2	PUNJAB NATIONAL BANK	316	5598.88	70	1428.72	85	2810.88	72	1527.59	71	1576.32	614	12942.4	2205	38456.58
3	BANK OF BARODA	887	16119.1	160	3638	241	8996.02	207	4889.06	203	5044.94	1698	38687.1	5009	89284.6
A	Total Lead Banks	1732	31234.7	325	7209.49	472	16964.8	404	9219.79	391	9513.82	3324	74142.6	11153	207081.53
4	UNION BANK OF INDIA	68	1188.07	26	489.48	37	1169.93	30	635.81	31	656.07	192	4139.36	676	11083.87
5	CANARA BANK	108	1870.63	24	430.75	24	689.4	22	374.64	21	386.63	199	3752.05	599	7330.65
6	CENTRAL BANK OF INDIA	73	1304.3	11	241.49	16	577.12	14	313.64	14	323.64	128	2760.19	452	8518.99
7	PUNJAB AND SIND BANK	24	421.7	4	83.89	7	200.52	6	108.97	6	112.45	47	927.53	205	2398.57
8	UCO BANK	27	456.08	4	68.02	6	162.53	6	88.33	6	91.15	49	866.11	167	2475.22
9	INDIAN OVERSEAS BANK	22	378.69	3	53.77	5	128.53	4	69.85	4	72.08	38	702.92	157	2031.29
10	BANK OF INDIA	29	504.16	4	86.39	7	206.5	6	112.23	6	115.8	52	1025.08	200	2835.57
11	INDIAN BANK	116	2086.82	21	433.44	27	847.18	21	460.41	21	475.09	206	4302.94	752	11788.02
12	BANK OF MAHRASHTRA	0	0	0	0	0	0	0	0	0	0	0	0	0	0
B	Total Non-Lead Banks	467	8210.45	97	1887.23	129	3981.71	109	2163.88	109	2232.91	911	18476.2	3208	48462.18
C	Total N. Banks (A + B)	2199	39445.2	422	9096.72	601	20946.5	513	11383.7	500	11746.7	4235	92618.8	14361	255543.71
13	UTTARAKHAND G.B	1028	18690.3	176	3910.31	252	9344.26	218	5078.32	212	5240.28	1886	42263.5	5154	79694.82
14	PRATHAMA U.P GRAMIN BANK	0	0	0	0	0	0	0	0	0	0	0	0	0	0
D	Total R.R.B.	1028	18690.3	176	3910.31	252	9344.26	218	5078.32	212	5240.28	1886	42263.5	5154	79694.82
15	CO-OPERATIVE BANK	1480	27041.1	220	5223.47	337	12859.3	286	6988.62	283	7211.46	2606	59323.9	6385	104768.78
E	Total Cooperative	1480	27041.1	220	5223.47	337	12859.3	286	6988.62	283	7211.46	2606	59323.9	6385	104768.78
F	Total (C+D+E)	4707	85176.5	818	18230.5	1190	43150.1	1017	23450.6	995	24198.5	8727	194206	25900	440007.31
16	THE NAINITAL BANK LTD	400	7211.48	64	1372.21	90	3279.28	80	1782.18	76	1839.02	710	15484.2	2126	33346.09
17	AXIS BANK	84	1511.15	17	378.94	25	942.91	21	512.42	21	528.76	168	3874.18	381	7513.37
18	ICICI BANK	33	554.69	7	118.17	13	471.13	11	256.04	11	264.21	75	1664.24	225	4236.74
19	IDBI BANK	42	732.47	8	140.62	12	336.03	9	182.62	9	188.44	80	1580.18	244	3498.95
20	HDFC BANK	29	499.15	4	62.56	9	338.25	8	183.82	8	189.69	58	1273.47	179	3242.57
21	J & K BANK	0	0	0	0	0	0	0	0	0	0	0	0	0	0
22	FEDERAL BANK	0	0	0	0	0	0	0	0	0	0	0	0	0	0
23	INDUSIND BANK	5	85.57	2	29.84	2	71.34	2	38.77	2	40.01	13	265.53	50	879.65
24	KARNATAKA BANK	0	0	0	0	0	0	0	0	0	0	0	0	0	0
25	SOUTH INDIAN BANK	0	0	0	0	0	0	0	0	0	0	0	0	0	0
26	YES BANK	7	119.15	1	11.35	1	27.11	1	14.73	1	15.2	11	187.54	32	373.99
27	KOTAK MAHINDRA BANK	5	85.57	2	29.84	2	71.34	2	38.77	2	40.01	13	265.53	50	879.65
28	BANDHAN BANK	5	85.57	2	29.84	2	71.34	2	38.77	2	40.01	13	265.53	50	2468.89
G	Total Private Bank	610	10884.8	107	2173.37	156	5608.73	136	3048.12	132	3145.35	1141	24860.4	3337	56439.9
29	UJIVAN SMALL FINANCE BANK	0	0	0	0	0	0	0	0	0	0	0	0	0	0
30	UTKARSH SMALL FINANCE BANK	0	0	0	0	0	0	0	0	0	0	0	0	0	0
31	IDFC FIRST BANK	0	0	0	0	0	0	0	0	0	0	0	0	0	0
H	SMALL FINANCE BANK	0	0	0	0	0	0	0	0	0	0	0	0	0	0
	Total All Bank (F+G+H)	5317	96061.3	925	20403.9	1346	48758.8	1153	26498.7	1127	27343.8	9868	219067	29237	496447.21



DISTRICT CREDIT PLAN 2021 - 22

PAURI GARHWAL

(Amt in Lakhs)

Sr. No.	NAME OF BANK	Priority Sector-Agriculture											
		Farm Credit				Out of Farm Credit, total allied activities		Agri. Infrastructure		Ancillary Activities		Total Agriculture (PS)	
		Crop Loan		Term Loan		A/c	Amt	A/c	Amt	A/c	Amt	A/c	Amt
		A/c	Amt	A/c	Amt								
1	STATE BANK OF INDIA	340	3240	179	670	90	335	50	170.5	39	164.5	608	4245
2	PUNJAB NATIONAL BANK	405	1653	145	336	71	168	42	83	39	85	631	2157
3	BANK OF BARODA	45	458	60	98.2	30	491	15	245	15	246	135	1047.2
A	Total Lead Banks	790	5351	384	1104.2	191	994	107	498.5	93	495.5	1374	7449.2
4	UNION BANK OF INDIA	30	590	23	102	12	51	6	25.5	5	25.5	64	743
5	CANARA BANK	420	1940	390	258	195	130	98	64	97	64	1005	2326
6	CENTRAL BANK OF INDIA	16	314	12	51	6	25.5	3	12.75	3	12.75	34	390.5
7	PUNJAB AND SIND BANK	20	193	20	39	10	19.5	6	9.75	4	9.75	50	251.5
8	UCO BANK	45	275	12	392	6	196	4	98	2	98	63	863
9	INDIAN OVERSEAS BANK	25	275	20	48	10	24	6	12	4	12	55	347
10	BANK OF INDIA	130	650	83	940	41	470	20	235	22	235	255	2060
11	INDIAN BANK	36	262	30	45	15	22.5	9	11.25	6	11.25	81	329.5
12	BANK OF MAHRASHTRA	0	0	0	0	0	0	0	0	0	0	0	0
B	Total Non-Lead Banks	722	4499	590	1875	295	938.5	152	468.25	143	468.25	1607	7310.5
C	Total N. Banks (A + B)	1512	9850	974	2979.2	486	1932.5	259	966.75	236	963.75	2981	14759.7
13	UTTARAKHAND G.B	2680	3747	550	492	274	245.5	138	123.25	139	123.25	3507	4485.5
14	PRATHAMA U.P GRAMIN BANK	0	0	0	0	0	0	0	0	0	0	0	0
D	Total R.R.B.	2680	3747	550	492	274	245.5	138	123.25	139	123.25	3507	4485.5
15	CO-OPERATIVE BANK	3415	2686	670	507.3	340	448.5	169	127.65	162	126	4416	3446.95
E	Total Cooperative	3415	2686	670	507.3	340	448.5	169	127.65	162	126	4416	3446.95
F	Total (C+D+E)	7607	16283	2194	3978.5	1100	2626.5	566	1217.65	537	1213	10904	22692.2
16	THE NAINITAL BANK LTD	30	275	30	48	15	24	9	12	6	12	75	347
17	AXIS BANK	24	179	30	30	15	15	9	7.5	6	7.5	69	224
18	ICICI BANK	30	275	30	48	15	24	9	12	6	12	75	347
19	IDBI BANK	60	220	40	32	20	16	10	8	10	8	120	268
20	HDFC BANK	30	187	15	32	8	16	4	8	3	8	52	235
21	J & K BANK	0	0	0	0	0	0	0	0	0	0	0	0
22	FEDERAL BANK	0	0	0	0	0	0	0	0	0	0	0	0
23	INDUSIND BANK	0	0	0	0	0	0	0	0	0	0	0	0
24	KARNATAKA BANK	0	0	0	0	0	0	0	0	0	0	0	0
25	SOUTH INDIAN BANK	0	0	0	0	0	0	0	0	0	0	0	0
26	YES BANK	0	0	0	0	0	0	0	0	0	0	0	0
27	KOTAK MAHINDRA BANK	0	0	0	0	0	0	0	0	0	0	0	0
28	BANDHAN BANK	0	0	0	0	0	0	0	0	0	0	0	0
G	Total Private Bank	174	1136	145	190	73	95	41	47.5	31	47.5	391	1421
29	UJJIVAN SMALL FINANCE BANK	0	0	0	0	0	0	0	0	0	0	0	0
30	UTKARSH SMALL FINANCE BANK	0	0	0	0	0	0	0	0	0	0	0	0
31	IDFC FIRST BANK	0	0	0	0	0	0	0	0	0	0	0	0
H	SMALL FINANCE BANK	0	0	0	0	0	0	0	0	0	0	0	0
	Total All Bank (F+G+H)	7781	17419	2339	4168.5	1173	2721.5	607	1265.15	568	1260.5	11295	24113.2

DISTRICT CREDIT PLAN 2021 - 22

PAURI GARHWAL

(Amt in Lakhs)

Sr. No.	NAME OF BANK	Priority Sector- MSME											
		Micro Enterprises		Small Enterprises		Medium Enterprises		Khadi and Village Industries		Others under MSMEs		Total MSMEs (PS)	
		A/c	Amt	A/c	Amt	A/c	Amt	A/c	Amt	A/c	Amt	A/c	Amt
1	STATE BANK OF INDIA	66	871.7	11	521	8	438	217	537	174	867.2	476	3234.9
2	PUNJAB NATIONAL BANK	33	437.14	8	387	9	445	106	268	88	434.7	244	1971.84
3	BANK OF BARODA	10	128.32	1	67	0	0	31	79	25	127.1	67	401.42
A	Total Lead Banks	109	1437.16	20	975	17	883	354	884	287	1429	787	5608.16
4	UNION BANK OF INDIA	0	0	0	0	0	0	0	0	0	0	0	0
5	CANARA BANK	27	335.68	4	222	4	208	82	207	67	333.9	184	1306.58
6	CENTRAL BANK OF INDIA	6	66.36	3	99	2	62	18	42	12	66	41	335.36
7	PUNJAB AND SIND BANK	4	50.74	2	76	2	69	12	31	10	50.5	30	277.24
8	UCO BANK	41	510.05	16	774	14	701	126	314	102	507.3	299	2806.35
9	INDIAN OVERSEAS BANK	4	62.44	2	94	2	87	16	38	12	62.2	36	343.64
10	BANK OF INDIA	98	1223.09	29	1477	20	1432	303	755	243	1216.5	693	6103.59
11	INDIAN BANK	6	58.53	3	87	2	54	15	36	12	58.2	38	293.73
12	BANK OF MAHRASHTRA	0	0	0	0	0	0	0	0	0	0	0	0
B	Total Non-Lead Banks	186	2306.89	59	2829	46	2613	572	1423	458	2294.6	1321	11466.5
C	Total N. Banks (A + B)	295	3744.05	79	3804	63	3496	926	2307	745	3723.6	2108	17074.7
13	UTTARAKHAND G.B	48	640.09	9	427	10	556	158	398	126	636.7	351	2657.79
14	PRATHAMA U.P GRAMIN BANK	0	0	0	0	0	0	0	0	0	0	0	0
D	Total R.R.B.	48	640.09	9	427	10	556	158	398	126	636.7	351	2657.79
15	CO-OPERATIVE BANK	51	660.01	9	377	5	314	163	404	127	656.75	355	2411.76
E	Total Cooperative	51	660.01	9	377	5	314	163	404	127	656.75	355	2411.76
F	Total (C+D+E)	394	5044.15	97	4608	78	4366	1247	3109	998	5017.05	2814	22144.2
16	THE NAINITAL BANK LTD	6	62.43	3	93	2	58	15	39	12	62.1	38	314.53
17	AXIS BANK	3	39.03	3	57	1	36	6	24	9	38.7	22	194.73
18	ICICI BANK	6	62.43	3	93	2	58	15	39	12	62.1	38	314.53
19	IDBI BANK	4	41.62	2	62	2	58	10	26	8	41.4	26	229.02
20	HDFC BANK	3	41.63	3	61	1	40	11	26	9	41.3	27	209.93
21	J & K BANK	0	0	0	0	0	0	0	0	0	0	0	0
22	FEDERAL BANK	0	0	0	0	0	0	0	0	0	0	0	0
23	INDUSIND BANK	0	0	0	0	0	0	0	0	0	0	0	0
24	KARNATAKA BANK	0	0	0	0	0	0	0	0	0	0	0	0
25	SOUTH INDIAN BANK	0	0	0	0	0	0	0	0	0	0	0	0
26	YES BANK	0	0	0	0	0	0	0	0	0	0	0	0
27	KOTAK MAHINDRA BANK	0	0	0	0	0	0	0	0	0	0	0	0
28	BANDHAN BANK	0	0	0	0	0	0	0	0	0	0	0	0
G	Total Private Bank	22	247.14	14	366	8	250	57	154	50	245.6	151	1262.74
29	UJJIVAN SMALL FINANCE BANK	0	0	0	0	0	0	0	0	0	0	0	0
30	UTKARSH SMALL FINANCE BANK	0	0	0	0	0	0	0	0	0	0	0	0
31	IDFC FIRST BANK	0	0	0	0	0	0	0	0	0	0	0	0
H	SMALL FINANCE BANK	0	0	0	0	0	0	0	0	0	0	0	0
	Total All Bank (F+G+H)	416	5291.29	111	4974	86	4616	1304	3263	1048	5262.65	2965	23406.9

DISTRICT CREDIT PLAN 2021 - 22

PAURI GARHWAL

(Amt in Lakhs)

Sr. No.	NAME OF BANK	Priority Sector- (Other Priority)												Total Priority Sector (Agri+MSME+Other Priority)		Loans to weaker sections under Priority Sector	
		Export Credit		Education (PS)		Housing (PS)		Social Infrastructure		Renewable Energy		Other Priority					
		A/c	Amt	A/c	Amt	A/c	Amt	A/c	Amt	A/c	Amt	A/c	Amt	A/c	Amt	A/c	Amt
1	STATE BANK OF INDIA	2	10	145	1455	239	2847.4	3	613	47	20.2	316	316	1836	12741.5	47	20.2
2	PUNJAB NATIONAL BANK	2	10	73	729.7	119	1427.9	3	456	20	8.8	152	159	1244	6920.24	20	8.8
3	BANK OF BARODA	0	0	21	213.3	34	417.3	1	79	6	3	46	46	310	2207.22	6	3
A	Total Lead Banks	4	20	239	2398	392	4692.6	7	1148	73	32	514	521	3390	21869	73	32
4	UNION BANK OF INDIA	1	2	22	221.5	7	85	1	46	2	0.6	9	9	106	1107.1	2	0.6
5	CANARA BANK	1	5	49	560.3	91	1096.4	3	262	18	7.7	121	121	1472	5684.98	14	6
6	CENTRAL BANK OF INDIA	1	1	12	110.7	18	216.6	3	117	3	1.5	24	24	136	1196.66	3	1.5
7	PUNJAB AND SIND BANK	1	1	8	84.7	14	165.7	2	90	4	1.2	18	18	127	889.34	4	1.2
8	UCO BANK	3	15	85	851.4	139	1665.8	2	912	24	11.8	183	183	798	7308.35	24	11.8
9	INDIAN OVERSEAS BANK	1	2	10	104.2	18	204	2	110	4	1.4	22	22	148	1134.24	4	1.4
10	BANK OF INDIA	7	31	205	2041.5	333	3994.5	4	1741	58	28.4	440	440	1995	16440	76	840.8
11	INDIAN BANK	1	1	9	97.8	15	191.1	3	102	3	1.5	21	21	171	1037.63	3	1.5
12	BANK OF MAHRASHTRA	0	0	0	0	0	0	0	0	0	0	0	0	0	0	0	0
B	Total Non-Lead Banks	16	58	400	4072.1	635	7619.1	20	3380	116	54.1	838	838	4953	34798.3	130	864.8
C	Total N. Banks (A + B)	20	78	639	6470.1	1027	12311.7	27	4528	189	86.1	1352	1359	8343	56667.3	203	896.8
13	UTTARAKHAND G.B	3	12	108	1068.6	172	2090.7	3	503	34	15	230	230	4408	11062.6	34	15
14	PRATHAMA U.P GRAMIN BANK	0	0	0	0	0	0	0	0	0	0	0	0	0	0	0	0
D	Total R.R.B.	3	12	108	1068.6	172	2090.7	3	503	34	15	230	230	4408	11062.6	34	15
15	CO-OPERATIVE BANK	2	7	114	1102.1	175	2155.7	3	442	40	15.4	235	235	5340	9815.91	40	15.4
E	Total Cooperative	2	7	114	1102.1	175	2155.7	3	442	40	15.4	235	235	5340	9815.91	40	15.4
F	Total (C+D+E)	25	97	861	8640.8	1374	16558.1	33	5473	263	116.5	1817	1824	18091	77545.8	277	927.2
16	THE NAINITAL BANK LTD	1	1	9	104.1	18	204	3	111	3	1.5	21	21	168	1104.13	3	1.5
17	AXIS BANK	1	1	4	65.1	12	127.5	3	66	3	0.9	15	15	129	694.23	3	0.9
18	ICICI BANK	1	1	6	104.1	18	204	3	111	3	1.5	21	21	165	1104.13	3	1.5
19	IDBI BANK	1	1	6	69.4	12	136	2	74	2	1	14	14	183	792.42	2	1
20	HDFC BANK	1	1	6	69.5	12	135.9	3	72	3	0.9	15	15	119	739.23	3	0.9
21	J & K BANK	0	0	0	0	0	0	0	0	0	0	0	0	0	0	0	0
22	FEDERAL BANK	0	0	0	0	0	0	0	0	0	0	0	0	0	0	0	0
23	INDUSIND BANK	0	0	0	0	0	0	0	0	0	0	0	0	0	0	0	0
24	KARNATAKA BANK	0	0	0	0	0	0	0	0	0	0	0	0	0	0	0	0
25	SOUTH INDIAN BANK	0	0	0	0	0	0	0	0	0	0	0	0	0	0	0	0
26	YES BANK	0	0	0	0	0	0	0	0	0	0	0	0	0	0	0	0
27	KOTAK MAHINDRA BANK	0	0	0	0	0	0	0	0	0	0	0	0	0	0	0	0
28	BANDHAN BANK	0	0	0	0	0	0	0	0	0	0	0	0	0	0	0	0
G	Total Private Bank	5	5	31	412.2	72	807.4	14	434	14	5.8	86	86	764	4434.14	14	5.8
29	UJIVAN SMALL FINANCE BANK	0	0	0	0	0	0	0	0	0	0	0	0	0	0	0	0
30	UTKARSH SMALL FINANCE BANK	0	0	0	0	0	0	0	0	0	0	0	0	0	0	0	0
31	IDFC FIRST BANK	0	0	0	0	0	0	0	0	0	0	0	0	0	0	0	0
H	SMALL FINANCE BANK	0	0	0	0	0	0	0	0	0	0	0	0	0	0	0	0
	Total All Bank (F+G+H)	30	102	892	9053	1446	17365.5	47	5907	277	122.3	1903	1910	18855	81979.9	291	933

DISTRICT CREDIT PLAN 2021 - 22

PAURI GARHWAL

(Amt in Lakhs)

Sr. No.	NAME OF BANK	Non Priority Sector												Grand Total (Priority Sector + Non Priority Sector)	
		Agriculture (NPS)		Education (NPS)		Housing (NPS)		Personal Loans under NPS		Others NPS		Total Non Priority Sector		A/c	Amt
		A/c	Amt	A/c	Amt	A/c	Amt	A/c	Amt	A/c	Amt	A/c	Amt		
1	STATE BANK OF INDIA	0	0	315	1405	535	2395	845	3900	0	0	1695	7700	3531	20441.5
2	PUNJAB NATIONAL BANK	0	0	360	545	415	844	515	1385	0	0	1290	2774	2534	9694.24
3	BANK OF BARODA	0	0	7	40	8	40	15	60	0	0	30	140	340	2347.22
A	Total Lead Banks	0	0	682	1990	958	3279	1375	5345	0	0	3015	10614	6405	32482.96
4	UNION BANK OF INDIA	0	0	40	161	70	250	125	403	0	0	235	814	341	1921.1
5	CANARA BANK	0	0	96	442	132	682	235	1450	0	0	463	2574	1935	8258.98
6	CENTRAL BANK OF INDIA	0	0	28	136	45	180	60	270	0	0	133	586	269	1782.66
7	PUNJAB AND SIND BANK	0	0	60	28	100	60	140	88	0	0	300	176	427	1065.34
8	UCO BANK	0	0	10	20	30	30	40	40	0	0	80	90	878	7398.35
9	INDIAN OVERSEAS BANK	0	0	20	40	30	100	40	132	0	0	90	272	238	1406.24
10	BANK OF INDIA	0	0	41	204	40	220	85	390	0	0	166	814	2161	17253.99
11	INDIAN BANK	0	0	30	137	45	180	60	270	0	0	135	587	306	1624.63
12	BANK OF MAHRASHTRA	0	0	0	0	0	0	0	0	0	0	0	0	0	0
B	Total Non-Lead Banks	0	0	325	1168	492	1702	785	3043	0	0	1602	5913	6555	40711.29
C	Total N. Banks (A + B)	0	0	1007	3158	1450	4981	2160	8388	0	0	4617	16527	12960	73194.25
13	UTTARAKHAND G.B	0	0	88	360	162	560	240	900	0	0	490	1820	4898	12882.59
14	PRATHAMA U.P GRAMIN BANK	0	0	0	0	0	0	0	0	0	0	0	0	0	0
D	Total R.R.B.	0	0	88	360	162	560	240	900	0	0	490	1820	4898	12882.59
15	CO-OPERATIVE BANK	0	0	265	1225	435	2300	575	3350	0	0	1275	6875	6615	16690.91
E	Total Cooperative	0	0	265	1225	435	2300	575	3350	0	0	1275	6875	6615	16690.91
F	Total (C+D+E)	0	0	1360	4743	2047	7841	2975	12638	0	0	6382	25222	24473	102767.75
16	THE NAINITAL BANK LTD	0	0	30	153	60	270	105	435	0	0	195	858	363	1962.13
17	AXIS BANK	0	0	75	39	150	45	225	92	0	0	450	176	579	870.23
18	ICICI BANK	0	0	90	42	180	90	240	132	0	0	510	264	675	1368.13
19	IDBI BANK	0	0	60	28	120	60	160	88	0	0	340	176	523	968.42
20	HDFC BANK	0	0	90	42	180	90	240	132	0	0	510	264	629	1003.23
21	J & K BANK	0	0	0	0	0	0	0	0	0	0	0	0	0	0
22	FEDERAL BANK	0	0	0	0	0	0	0	0	0	0	0	0	0	0
23	INDUSIND BANK	0	0	0	0	0	0	0	0	0	0	0	0	0	0
24	KARNATAKA BANK	0	0	0	0	0	0	0	0	0	0	0	0	0	0
25	SOUTH INDIAN BANK	0	0	0	0	0	0	0	0	0	0	0	0	0	0
26	YES BANK	0	0	0	0	0	0	0	0	0	0	0	0	0	0
27	KOTAK MAHINDRA BANK	0	0	0	0	0	0	0	0	0	0	0	0	0	0
28	BANDHAN BANK	0	0	0	0	0	0	0	0	0	0	0	0	0	0
G	Total Private Bank	0	0	345	304	690	555	970	879	0	0	2005	1738	2769	6172.14
29	UJIVAN SMALL FINANCE BANK	0	0	0	0	0	0	0	0	0	0	0	0	0	0
30	UTKARSH SMALL FINANCE BANK	0	0	0	0	0	0	0	0	0	0	0	0	0	0
31	IDFC FIRST BANK	0	0	0	0	0	0	0	0	0	0	0	0	0	0
H	SMALL FINANCE BANK	0	0	0	0	0	0	0	0	0	0	0	0	0	0
	Total All Bank (F+G+H)	0	0	1705	5047	2737	8396	3945	13517	0	0	8387	26960	27242	108939.89

DISTRICT CREDIT PLAN 2021 - 22

PITHORAGARH

(Amt in Lakhs)

Sr. No.	NAME OF BANK	Priority Sector-Agriculture											
		Farm Credit				Out of Farm Credit, total allied activities		Agri. Infrastructure		Ancillary Activities		Total Agriculture (PS)	
		Crop Loan		Term Loan		A/c	Amt	A/c	Amt	A/c	Amt	A/c	Amt
		A/c	Amt	A/c	Amt								
1	STATE BANK OF INDIA	8221	4983.1	1646	1396.15	149	122.76	44	141.05	126	224.96	10037	6745.26
2	PUNJAB NATIONAL BANK	920	989.2	262	214.37	41	16.2	36	21.1	60	26.01	1278	1250.68
3	BANK OF BARODA	230	395.68	135	84	20	7.72	20	9.1	40	11.28	425	500.06
A	Total Lead Banks	9371	6367.98	2043	1694.52	210	146.68	100	171.25	226	262.25	11740	8496
4	UNION BANK OF INDIA	650	989.2	243	215.98	47	17.3	31	18.75	41	26.21	965	1250.14
5	CANARA BANK	440	870.9	198	126.12	33	11.68	44	13.65	33	16.93	715	1027.6
6	CENTRAL BANK OF INDIA	220	197.84	70	42.14	15	3.96	20	4.55	30	5.64	340	250.17
7	PUNJAB AND SIND BANK	0	0	0	0	0	0	0	0	0	0	0	0
8	UCO BANK	120	197.84	60	42.14	5	3.96	8	4.55	12	5.64	200	250.17
9	INDIAN OVERSEAS BANK	120	197.84	60	42.14	5	3.96	8	4.55	12	5.64	200	250.17
10	BANK OF INDIA	520	395.68	147	84	18	7.72	28	9.1	60	11.28	755	500.06
11	INDIAN BANK	120	197.84	82	42.14	10	3.96	16	4.55	22	5.64	240	250.17
12	BANK OF MAHRASHTRA	0	0	0	0	0	0	0	0	0	0	0	0
B	Total Non-Lead Banks	2190	3047.14	860	594.66	133	52.54	155	59.7	210	76.98	3415	3778.48
C	Total N. Banks (A + B)	11561	9415.12	2903	2289.18	343	199.22	255	230.95	436	339.23	15155	12274.5
13	UTTARAKHAND G.B	8720	6136.08	1227	966.39	141	121.91	54	136.65	114	169.31	10115	7408.43
14	PRATHAMA U.P GRAMIN BANK	0	0	0	0	0	0	0	0	0	0	0	0
D	Total R.R.B.	8720	6136.08	1227	966.39	141	121.91	54	136.65	114	169.31	10115	7408.43
15	CO-OPERATIVE BANK	13924	7110.07	1946	1441.84	169	71.28	145	81.9	84	51.61	16099	8685.42
E	Total Cooperative	13924	7110.07	1946	1441.84	169	71.28	145	81.9	84	51.61	16099	8685.42
F	Total (C+D+E)	34205	22661.3	6076	4697.41	653	392.41	454	449.5	634	560.15	41369	28368.3
16	THE NAINITAL BANK LTD	220	395.68	122	84	22	7.72	35	9.1	38	11.28	415	500.06
17	AXIS BANK	120	197.84	75	42.14	3	3.96	2	4.55	3	5.64	200	250.17
18	ICICI BANK	120	197.84	155	208.19	55	89.96	55	8.55	75	8.64	405	423.22
19	IDBI BANK	120	197.84	74	42.14	3	3.96	2	4.55	4	5.64	200	250.17
20	HDFC BANK	120	197.84	74	42.14	4	3.96	3	4.55	3	5.64	200	250.17
21	J & K BANK	0	0	0	0	0	0	0	0	0	0	0	0
22	FEDERAL BANK	0	0	0	0	0	0	0	0	0	0	0	0
23	INDUSIND BANK	120	197.84	74	42.14	4	3.96	2	4.55	4	5.64	200	250.17
24	KARNATAKA BANK	0	0	0	0	0	0	0	0	0	0	0	0
25	SOUTH INDIAN BANK	0	0	0	0	0	0	0	0	0	0	0	0
26	YES BANK	0	0	0	0	0	0	0	0	0	0	0	0
27	KOTAK MAHINDRA BANK	0	0	0	0	0	0	0	0	0	0	0	0
28	BANDHAN BANK	0	0	0	0	0	0	0	0	0	0	0	0
G	Total Private Bank	820	1384.88	574	460.75	91	113.52	99	35.85	127	42.48	1620	1923.96
29	UJJIVAN SMALL FINANCE BANK	0	0	0	0	0	0	0	0	0	0	0	0
30	UTKARSH SMALL FINANCE BANK	0	0	0	0	0	0	0	0	0	0	0	0
31	IDFC FIRST BANK	0	0	0	0	0	0	0	0	0	0	0	0
H	SMALL FINANCE BANK	0	0	0	0	0	0	0	0	0	0	0	0
	Total All Bank (F+G+H)	35025	24046.2	6650	5158.16	744	505.93	553	485.35	761	602.63	42989	30292.3

DISTRICT CREDIT PLAN 2021 - 22

PITHORAGARH

(Amt in Lakhs)

Sr. No.	NAME OF BANK	Priority Sector- MSME											
		Micro Enterprises		Small Enterprises		Medium Enterprises		Khadi and Village Industries		Others under MSMES		Total MSMEs (PS)	
		A/c	Amt	A/c	Amt	A/c	Amt	A/c	Amt	A/c	Amt	A/c	Amt
1	STATE BANK OF INDIA	135	738.4	117	738.4	153	854.35	126	370.22	205	738.4	736	3439.77
2	PUNJAB NATIONAL BANK	21	116.86	21	116.86	21	144.1	21	60.44	38	126.08	122	564.34
3	BANK OF BARODA	12	45.14	12	45.14	12	56.44	12	33.86	10	45.14	58	225.72
A	Total Lead Banks	168	900.4	150	900.4	186	1054.89	159	464.52	253	909.62	916	4229.83
4	UNION BANK OF INDIA	21	112.86	21	112.86	22	147.88	28	77.88	27	112.86	119	564.34
5	CANARA BANK	16	67.72	16	67.72	16	87.66	18	47.79	19	67.72	85	338.61
6	CENTRAL BANK OF INDIA	4	22.57	4	22.57	4	28.22	5	16.93	7	22.57	24	112.86
7	PUNJAB AND SIND BANK	0	0	0	0	0	0	0	0	0	0	0	0
8	UCO BANK	4	22.57	4	22.57	4	28.22	4	16.93	7	22.57	23	112.86
9	INDIAN OVERSEAS BANK	4	22.57	4	22.57	4	28.22	8	16.93	7	22.57	27	112.86
10	BANK OF INDIA	8	45.14	8	45.14	8	56.44	10	33.86	14	45.14	48	225.72
11	INDIAN BANK	4	22.57	4	22.57	4	28.22	8	16.93	4	22.57	24	112.86
12	BANK OF MAHRASHTRA	0	0	0	0	0	0	0	0	0	0	0	0
B	Total Non-Lead Banks	61	316	61	316	62	404.86	81	227.25	85	316	350	1580.11
C	Total N. Banks (A + B)	229	1216.4	211	1216.4	248	1459.75	240	691.77	338	1225.62	1266	5809.94
13	UTTARAKHAND G.B	191	846.55	120	677.24	118	846.56	176	338.61	130	677.24	735	3386.2
14	PRATHAMA U.P GRAMIN BANK	0	0	0	0	0	0	0	0	0	0	0	0
D	Total R.R.B.	191	846.55	120	677.24	118	846.56	176	338.61	130	677.24	735	3386.2
15	CO-OPERATIVE BANK	63	715.34	46	206.34	46	297.92	87	205.74	47	206.34	289	1631.68
E	Total Cooperative	63	715.34	46	206.34	46	297.92	87	205.74	47	206.34	289	1631.68
F	Total (C+D+E)	483	2778.29	377	2099.98	412	2604.23	503	1236.12	515	2109.2	2290	10827.8
16	THE NAINITAL BANK LTD	12	45.14	12	45.14	12	56.44	20	33.86	16	45.14	72	225.72
17	AXIS BANK	3	22.57	4	22.57	4	28.22	4	16.93	8	22.57	23	112.86
18	ICICI BANK	6	22.57	6	22.57	6	28.22	12	16.93	6	22.57	36	112.86
19	IDBI BANK	4	22.57	4	22.57	4	28.22	11	16.93	4	22.57	27	112.86
20	HDFC BANK	3	22.57	3	22.57	3	28.22	11	16.93	3	22.57	23	112.86
21	J & K BANK	0	0	0	0	0	0	0	0	0	0	0	0
22	FEDERAL BANK	0	0	0	0	0	0	0	0	0	0	0	0
23	INDUSIND BANK	4	22.57	4	22.57	4	28.22	7	16.93	4	22.57	23	112.86
24	KARNATAKA BANK	0	0	0	0	0	0	0	0	0	0	0	0
25	SOUTH INDIAN BANK	0	0	0	0	0	0	0	0	0	0	0	0
26	YES BANK	0	0	0	0	0	0	0	0	0	0	0	0
27	KOTAK MAHINDRA BANK	0	0	0	0	0	0	0	0	0	0	0	0
28	BANDHAN BANK	0	0	0	0	0	0	0	0	0	0	0	0
G	Total Private Bank	32	157.99	33	157.99	33	197.54	65	118.51	41	157.99	204	790.02
29	UJJIVAN SMALL FINANCE BANK	0	0	0	0	0	0	0	0	0	0	0	0
30	UTKARSH SMALL FINANCE BANK	0	0	0	0	0	0	0	0	0	0	0	0
31	IDFC FIRST BANK	0	0	0	0	0	0	0	0	0	0	0	0
H	SMALL FINANCE BANK	0	0	0	0	0	0	0	0	0	0	0	0
	Total All Bank (F+G+H)	515	2936.28	410	2257.97	445	2801.77	568	1354.63	556	2267.19	2494	11617.8

DISTRICT CREDIT PLAN 2021 - 22

PITHORAGARH

(Amt in Lakhs)

Sr. No.	NAME OF BANK	Priority Sector- (Other Priority)												Total Priority Sector (Agri+MSME+Other Priority)		Loans to weaker sections under Priority Sector	
		Export Credit		Education (PS)		Housing (PS)		Social Infrastructure		Renewable Energy		Other Priority					
		A/c	Amt	A/c	Amt	A/c	Amt	A/c	Amt	A/c	Amt	A/c	Amt	A/c	Amt	A/c	Amt
1	STATE BANK OF INDIA	0	0	53	304.55	146	2670.48	78	211.57	78	20.08	695	877.79	11823	14269.5	60	68.37
2	PUNJAB NATIONAL BANK	0	0	10	77.39	17	355.9	22	37.35	7	3.4	131	138.39	1587	2427.45	13	15.18
3	BANK OF BARODA	0	0	6	30.94	10	142.36	10	14.94	4	1.36	55	62.44	568	977.82	10	10.12
A	Total Lead Banks	0	0	69	412.88	173	3168.74	110	263.86	89	24.84	881	1078.62	13978	17674.8	83	93.67
4	UNION BANK OF INDIA	0	0	9	78.03	22	355.9	13	37.35	12	2.72	64	143.45	1204	2431.93	19	15.18
5	CANARA BANK	0	0	6	46.41	13	213.54	5	22.41	5	2.04	46	86.07	875	1736.68	5	7.59
6	CENTRAL BANK OF INDIA	0	0	2	15.47	4	71.18	8	7.47	1	0.68	10	28.69	389	486.52	3	2.53
7	PUNJAB AND SIND BANK	0	0	0	0	0	0	0	0	0	0	0	0	0	0	0	0
8	UCO BANK	0	0	2	15.47	4	71.18	8	7.47	1	0.68	10	28.69	248	486.52	3	2.53
9	INDIAN OVERSEAS BANK	0	0	2	15.47	4	71.18	8	7.47	1	0.68	10	28.69	252	486.52	3	2.53
10	BANK OF INDIA	0	0	3	30.94	14	142.36	6	14.94	5	1.36	76	57.38	907	972.76	6	5.06
11	INDIAN BANK	0	0	2	15.47	4	71.18	8	7.47	1	0.68	10	28.69	289	486.52	3	2.53
12	BANK OF MAHRASHTRA	0	0	0	0	0	0	0	0	0	0	0	0	0	0	0	0
B	Total Non-Lead Banks	0	0	26	217.26	65	996.52	56	104.58	26	8.84	226	401.66	4164	7087.45	42	37.95
C	Total N. Banks (A + B)	0	0	95	630.14	238	4165.26	166	368.44	115	33.68	1107	1480.28	18142	24762.2	125	131.62
13	UTTARAKHAND G.B	0	0	33	254.77	59	1835.14	35	223.81	35	74.33	596	591.14	11608	13773.8	33	51.68
14	PRATHAMA U.P GRAMIN BANK	0	0	0	0	0	0	0	0	0	0	0	0	0	0	0	0
D	Total R.R.B.	0	0	33	254.77	59	1835.14	35	223.81	35	74.33	596	591.14	11608	13773.8	33	51.68
15	CO-OPERATIVE BANK	0	0	16	358.46	72	1091.24	32	278.46	29	20.84	401	723.82	16938	12789.9	45	43.95
E	Total Cooperative	0	0	16	358.46	72	1091.24	32	278.46	29	20.84	401	723.82	16938	12789.9	45	43.95
F	Total (C+D+E)	0	0	144	1243.37	369	7091.64	233	870.71	179	128.85	2104	2795.24	46688	51326	203	227.25
16	THE NAINITAL BANK LTD	0	0	8	30.94	17	92.36	12	14.94	5	1.36	33	107.38	562	972.76	9	7.59
17	AXIS BANK	0	0	4	15.47	4	71.18	3	7.47	1	0.68	8	28.69	243	486.52	3	2.53
18	ICICI BANK	0	0	11	15.47	15	71.18	12	7.47	5	0.68	32	28.69	516	659.57	12	2.53
19	IDBI BANK	0	0	2	15.47	8	71.18	3	7.47	1	0.68	11	28.69	252	486.52	3	2.53
20	HDFC BANK	0	0	2	15.47	5	71.18	3	7.47	1	0.68	9	28.69	243	486.52	3	2.53
21	J & K BANK	0	0	0	0	0	0	0	0	0	0	0	0	0	0	0	0
22	FEDERAL BANK	0	0	0	0	0	0	0	0	0	0	0	0	0	0	0	0
23	INDUSIND BANK	0	0	2	15.47	5	71.18	3	7.47	1	0.68	9	28.69	243	486.52	3	2.53
24	KARNATAKA BANK	0	0	0	0	0	0	0	0	0	0	0	0	0	0	0	0
25	SOUTH INDIAN BANK	0	0	0	0	0	0	0	0	0	0	0	0	0	0	0	0
26	YES BANK	0	0	0	0	0	0	0	0	0	0	0	0	0	0	0	0
27	KOTAK MAHINDRA BANK	0	0	0	0	0	0	0	0	0	0	0	0	0	0	0	0
28	BANDHAN BANK	0	0	0	0	0	0	0	0	0	0	0	0	0	0	0	0
G	Total Private Bank	0	0	29	108.29	54	448.26	36	52.29	14	4.76	102	250.83	2059	3578.41	33	20.24
29	UJIVAN SMALL FINANCE BANK	0	0	0	0	0	0	0	0	0	0	0	0	0	0	0	0
30	UTKARSH SMALL FINANCE BANK	0	0	0	0	0	0	0	0	0	0	0	0	0	0	0	0
31	IDFC FIRST BANK	0	0	0	0	0	0	0	0	0	0	0	0	0	0	0	0
H	SMALL FINANCE BANK	0	0	0	0	0	0	0	0	0	0	0	0	0	0	0	0
	Total All Bank (F+G+H)	0	0	173	1351.66	423	7539.9	269	923	193	133.61	2206	3046.07	48747	54904.4	236	247.49

DISTRICT CREDIT PLAN 2021 - 22

PITHORAGARH

(Amt in Lakhs)

Sr. No.	NAME OF BANK	Non Priority Sector												Grand Total (Priority Sector + Non Priority Sector)	
		Agriculture (NPS)		Education (NPS)		Housing (NPS)		Personal Loans under NPS		Others NPS		Total Non Priority Sector		A/c	Amt
		A/c	Amt	A/c	Amt	A/c	Amt	A/c	Amt	A/c	Amt	A/c	Amt		
1	STATE BANK OF INDIA	1755	534.36	1955	534.36	2582	3066.1	2988	3066.1	3895	3066.1	13175	10267	24998	24536.52
2	PUNJAB NATIONAL BANK	68	48.64	93	48.64	154	231.75	489	231.75	534	231.75	1338	792.53	2925	3219.98
3	BANK OF BARODA	24	13.92	26	13.92	42	83.5	220	83.5	220	103.5	532	298.34	1100	1276.16
A	Total Lead Banks	1847	596.92	2074	596.92	2778	3381.35	3697	3381.35	4649	3401.35	15045	11357.9	29023	29032.66
4	UNION BANK OF INDIA	84	44.64	112	44.64	220	267.75	462	267.75	565	397.75	1443	1022.53	2647	3454.46
5	CANARA BANK	53	25.28	71	25.28	133	151.65	299	171.65	335	171.65	891	545.51	1766	2282.19
6	CENTRAL BANK OF INDIA	11	7.43	15	7.43	23	44.55	93	44.55	110	54.55	252	158.51	641	645.03
7	PUNJAB AND SIND BANK	0	0	0	0	0	0	0	0	0	0	0	0	0	0
8	UCO BANK	21	9.25	28	9.25	55	55.5	103	55.5	110	65.5	317	195	565	681.52
9	INDIAN OVERSEAS BANK	11	7.43	15	7.43	23	44.55	93	44.55	110	54.55	252	158.51	504	645.03
10	BANK OF INDIA	22	14.86	30	14.86	46	89.1	186	89.1	220	109.1	504	317.02	1411	1289.78
11	INDIAN BANK	30	15.68	10	18.68	22	94.05	140	94.05	195	94.05	397	316.51	686	803.03
12	BANK OF MAHRASHTRA	0	0	0	0	0	0	0	0	0	0	0	0	0	0
B	Total Non-Lead Banks	232	124.57	281	127.57	522	747.15	1376	767.15	1645	947.15	4056	2713.59	8220	9801.04
C	Total N. Banks (A + B)	2079	721.49	2355	724.49	3300	4128.5	5073	4148.5	6294	4348.5	19101	14071.5	37243	38833.7
13	UTTARAKHAND G.B	374	251.28	490	241.28	638	1547.53	1015	1447.53	1440	1547.53	3957	5035.15	15565	18808.97
14	PRATHAMA U.P GRAMIN BANK	0	0	0	0	0	0	0	0	0	0	0	0	0	0
D	Total R.R.B.	374	251.28	490	241.28	638	1547.53	1015	1447.53	1440	1547.53	3957	5035.15	15565	18808.97
15	CO-OPERATIVE BANK	252	146.7	310	146.7	411	880.2	578	880.2	1020	890.2	2571	2944	19509	15733.92
E	Total Cooperative	252	146.7	310	146.7	411	880.2	578	880.2	1020	890.2	2571	2944	19509	15733.92
F	Total (C+D+E)	2705	1119.47	3155	1112.47	4349	6556.23	6666	6476.23	8754	6786.23	25629	22050.6	72317	73376.59
16	THE NAINITAL BANK LTD	60	31	76	37	92	186	124	186	190	186	542	626	1104	1598.76
17	AXIS BANK	58	14.45	58	14.45	98	86.7	98	86.7	110	96.7	422	299	665	785.52
18	ICICI BANK	20	15.5	48	15.5	86	93	105	93	210	93	469	310	985	969.57
19	IDBI BANK	28	25.5	65	25.5	98	153	138	153	210	253	539	610	791	1096.52
20	HDFC BANK	25	21.25	58	21.25	98	127.5	99	127.5	210	128.5	490	426	733	912.52
21	J & K BANK	0	0	0	0	0	0	0	0	0	0	0	0	0	0
22	FEDERAL BANK	0	0	0	0	0	0	0	0	0	0	0	0	0	0
23	INDUSIND BANK	18	12.5	21	12.5	45	75	48	75	120	98	252	273	495	759.52
24	KARNATAKA BANK	0	0	0	0	0	0	0	0	0	0	0	0	0	0
25	SOUTH INDIAN BANK	0	0	0	0	0	0	0	0	0	0	0	0	0	0
26	YES BANK	0	0	0	0	0	0	0	0	0	0	0	0	0	0
27	KOTAK MAHINDRA BANK	0	0	0	0	0	0	0	0	0	0	0	0	0	0
28	BANDHAN BANK	0	0	0	0	0	0	0	0	0	0	0	0	0	0
G	Total Private Bank	209	120.2	326	126.2	517	721.2	612	721.2	1050	855.2	2714	2544	4773	6122.41
29	UJIVAN SMALL FINANCE BANK	0	0	0	0	0	0	0	0	0	0	0	0	0	0
30	UTKARSH SMALL FINANCE BANK	0	0	0	0	0	0	0	0	0	0	0	0	0	0
31	IDFC FIRST BANK	0	0	0	0	0	0	0	0	0	0	0	0	0	0
H	SMALL FINANCE BANK	0	0	0	0	0	0	0	0	0	0	0	0	0	0
	Total All Bank (F+G+H)	2914	1239.67	3481	1238.67	4866	7277.43	7278	7197.43	9804	7641.43	28343	24594.6	77090	79499



DISTRICT CREDIT PLAN 2021 - 22

RUDRA PRAYAG

(Amt in Lakhs)

Sr. No.	NAME OF BANK	Priority Sector-Agriculture											
		Farm Credit				Out of Farm Credit, total allied activities		Agri. Infrastructure		Ancillary Activities		Total Agriculture (PS)	
		Crop Loan		Term Loan		A/c	Amt	A/c	Amt	A/c	Amt	A/c	Amt
		A/c	Amt	A/c	Amt								
1	STATE BANK OF INDIA	2600	1810	522	578	405	372	0	0	75	75	3197	2463
2	PUNJAB NATIONAL BANK	1150	870	255	275	200	165	0	0	35	35	1440	1180
3	BANK OF BARODA	200	130	40	40	30	24	0	0	5	5	245	175
A	Total Lead Banks	3950	2810	817	893	635	561	0	0	115	115	4882	3818
4	UNION BANK OF INDIA	550	395	105	120	80	72	0	0	15	15	670	530
5	CANARA BANK	350	260	60	76	50	46	0	0	9	9	419	345
6	CENTRAL BANK OF INDIA	0	0	0	0	0	0	0	0	0	0	0	0
7	PUNJAB AND SIND BANK	190	120	30	35	23	21	0	0	5	5	225	160
8	UCO BANK	200	120	30	35	25	21	0	0	5	5	235	160
9	INDIAN OVERSEAS BANK	200	130	35	40	30	24	0	0	5	5	240	175
10	BANK OF INDIA	210	130	35	40	30	24	0	0	5	5	250	175
11	INDIAN BANK	225	130	40	45	30	27	0	0	5	5	270	180
12	BANK OF MAHRASHTRA	0	0	0	0	0	0	0	0	0	0	0	0
B	Total Non-Lead Banks	1925	1285	335	391	268	235	0	0	49	49	2309	1725
C	Total N. Banks (A + B)	5875	4095	1152	1284	903	796	0	0	164	164	7191	5543
13	UTTARAKHAND G.B	1650	1120	340	415	285	249	0	0	40	40	2030	1575
14	PRATHAMA U.P GRAMIN BANK	0	0	0	0	0	0	0	0	0	0	0	0
D	Total R.R.B.	1650	1120	340	415	285	249	0	0	40	40	2030	1575
15	CO-OPERATIVE BANK	2600	1550	585	650	495	390	0	0	50	50	3235	2250
E	Total Cooperative	2600	1550	585	650	495	390	0	0	50	50	3235	2250
F	Total (C+D+E)	10125	6765	2077	2349	1683	1435	0	0	254	254	12456	9368
16	THE NAINITAL BANK LTD	225	130	30	36	25	22	0	0	4	4	259	170
17	AXIS BANK	125	100	28	35	20	21	0	0	5	5	158	140
18	ICICI BANK	0	0	0	0	0	0	0	0	0	0	0	0
19	IDBI BANK	175	130	50	55	40	33	0	0	5	5	230	190
20	HDFC BANK	150	100	30	35	22	21	0	0	5	5	185	140
21	J & K BANK	0	0	0	0	0	0	0	0	0	0	0	0
22	FEDERAL BANK	0	0	0	0	0	0	0	0	0	0	0	0
23	INDUSIND BANK	150	100	30	35	22	21	0	0	5	5	185	140
24	KARNATAKA BANK	0	0	0	0	0	0	0	0	0	0	0	0
25	SOUTH INDIAN BANK	0	0	0	0	0	0	0	0	0	0	0	0
26	YES BANK	0	0	0	0	0	0	0	0	0	0	0	0
27	KOTAK MAHINDRA BANK	0	0	0	0	0	0	0	0	0	0	0	0
28	BANDHAN BANK	0	0	0	0	0	0	0	0	0	0	0	0
G	Total Private Bank	825	560	168	196	129	118	0	0	24	24	1017	780
29	UJJIVAN SMALL FINANCE BANK	0	0	0	0	0	0	0	0	0	0	0	0
30	UTKARSH SMALL FINANCE BANK	0	0	0	0	0	0	0	0	0	0	0	0
31	IDFC FIRST BANK	0	0	0	0	0	0	0	0	0	0	0	0
H	SMALL FINANCE BANK	0	0	0	0	0	0	0	0	0	0	0	0
	Total All Bank (F+G+H)	10950	7325	2245	2545	1812	1553	0	0	278	278	13473	10148

DISTRICT CREDIT PLAN 2021 - 22

RUDRA PRAYAG

(Amt in Lakhs)

Sr. No.	NAME OF BANK	Priority Sector- MSME											
		Micro Enterprises		Small Enterprises		Medium Enterprises		Khadi and Village Industries		Others under MSMEs		Total MSMEs (PS)	
		A/c	Amt	A/c	Amt	A/c	Amt	A/c	Amt	A/c	Amt	A/c	Amt
1	STATE BANK OF INDIA	655	342	165	456	108	514	69	571	70	685	1067	2568
2	PUNJAB NATIONAL BANK	270	135	95	181	37	204	30	225	30	271	462	1016
3	BANK OF BARODA	40	19	15	25	5	29	5	32	5	38	70	143
A	Total Lead Banks	965	496	275	662	150	747	104	828	105	994	1599	3727
4	UNION BANK OF INDIA	115	54	65	73	15	82	9	91	9	110	213	410
5	CANARA BANK	74	37	40	50	10	56	6	62	6	75	136	280
6	CENTRAL BANK OF INDIA	0	0	0	0	0	0	0	0	0	0	0	0
7	PUNJAB AND SIND BANK	40	18	20	24	5	27	3	30	3	36	71	135
8	UCO BANK	28	15	15	21	5	23	3	26	3	31	54	116
9	INDIAN OVERSEAS BANK	30	17	15	23	5	26	3	29	3	35	56	130
10	BANK OF INDIA	35	18	18	24	6	27	3	30	3	36	65	135
11	INDIAN BANK	40	18	18	24	5	27	3	30	3	36	69	135
12	BANK OF MAHRASHTRA	0	0	0	0	0	0	0	0	0	0	0	0
B	Total Non-Lead Banks	362	177	191	239	51	268	30	298	30	359	664	1341
C	Total N. Banks (A + B)	1327	673	466	901	201	1015	134	1126	135	1353	2263	5068
13	UTTARAKHAND G.B	298	144	92	192	55	217	60	242	60	290	565	1085
14	PRATHAMA U.P GRAMIN BANK	0	0	0	0	0	0	0	0	0	0	0	0
D	Total R.R.B.	298	144	92	192	55	217	60	242	60	290	565	1085
15	CO-OPERATIVE BANK	380	182	160	244	62	274	80	304	80	366	762	1370
E	Total Cooperative	380	182	160	244	62	274	80	304	80	366	762	1370
F	Total (C+D+E)	2005	999	718	1337	318	1506	274	1672	275	2009	3590	7523
16	THE NAINITAL BANK LTD	40	19	18	25	6	29	3	32	3	38	70	143
17	AXIS BANK	22	11	10	15	3	16	5	18	5	22	45	82
18	ICICI BANK	0	0	0	0	0	0	0	0	0	0	0	0
19	IDBI BANK	45	23	20	30	8	34	6	38	6	45	85	170
20	HDFC BANK	22	11	10	15	5	16	5	18	5	22	47	82
21	J & K BANK	0	0	0	0	0	0	0	0	0	0	0	0
22	FEDERAL BANK	0	0	0	0	0	0	0	0	0	0	0	0
23	INDUSIND BANK	22	11	10	15	5	16	5	18	5	22	47	82
24	KARNATAKA BANK	0	0	0	0	0	0	0	0	0	0	0	0
25	SOUTH INDIAN BANK	0	0	0	0	0	0	0	0	0	0	0	0
26	YES BANK	0	0	0	0	0	0	0	0	0	0	0	0
27	KOTAK MAHINDRA BANK	0	0	0	0	0	0	0	0	0	0	0	0
28	BANDHAN BANK	0	0	0	0	0	0	0	0	0	0	0	0
G	Total Private Bank	151	75	68	100	27	111	24	124	24	149	294	559
29	UJJIVAN SMALL FINANCE BANK	0	0	0	0	0	0	0	0	0	0	0	0
30	UTKARSH SMALL FINANCE BANK	0	0	0	0	0	0	0	0	0	0	0	0
31	IDFC FIRST BANK	0	0	0	0	0	0	0	0	0	0	0	0
H	SMALL FINANCE BANK	0	0	0	0	0	0	0	0	0	0	0	0
	Total All Bank (F+G+H)	2156	1074	786	1437	345	1617	298	1796	299	2158	3884	8082

DISTRICT CREDIT PLAN 2021 - 22

RUDRA PRAYAG

(Amt in Lakhs)

Sr. No.	NAME OF BANK	Priority Sector- (Other Priority)												Total Priority Sector (Agri+MSME+Other Priority)		Loans to weaker sections under Priority Sector	
		Export Credit		Education (PS)		Housing (PS)		Social Infrastructure		Renewable Energy		Other Priority					
		A/c	Amt	A/c	Amt	A/c	Amt	A/c	Amt	A/c	Amt	A/c	Amt	A/c	Amt	A/c	Amt
1	STATE BANK OF INDIA	0	0	81	342	82	571	32	57	0	0	254	229	4713	6230	1530	1015
2	PUNJAB NATIONAL BANK	0	0	28	135	42	225	21	23	0	0	105	90	2098	2669	610	410
3	BANK OF BARODA	0	0	2	19	6	32	3	3	0	0	15	13	341	385	80	59
A	Total Lead Banks	0	0	111	496	130	828	56	83	0	0	374	332	7152	9284	2220	1484
4	UNION BANK OF INDIA	0	0	5	54	22	91	9	9	0	0	42	37	961	1131	235	173
5	CANARA BANK	0	0	4	37	14	62	6	6	0	0	30	25	609	755	155	116
6	CENTRAL BANK OF INDIA	0	0	0	0	0	0	0	0	0	0	0	0	0	0	0	0
7	PUNJAB AND SIND BANK	0	0	1	18	6	30	3	3	0	0	15	12	321	358	80	54
8	UCO BANK	0	0	1	15	6	26	3	3	0	0	15	10	314	330	80	50
9	INDIAN OVERSEAS BANK	0	0	1	17	0	29	0	3	0	0	0	12	297	366	0	56
10	BANK OF INDIA	0	0	1	18	6	30	3	3	0	0	15	12	340	373	80	57
11	INDIAN BANK	0	0	1	18	6	30	3	3	0	0	15	12	364	378	50	57
12	BANK OF MAHRASHTRA	0	0	0	0	0	0	0	0	0	0	0	0	0	0	0	0
B	Total Non-Lead Banks	0	0	14	177	60	298	27	30	0	0	132	120	3206	3691	680	563
C	Total N. Banks (A + B)	0	0	125	673	190	1126	83	113	0	0	506	452	10358	12975	2900	2047
13	UTTARAKHAND G.B	0	0	8	144	63	242	24	24	0	0	120	97	2810	3167	615	476
14	PRATHAMA U.P GRAMIN BANK	0	0	0	0	0	0	0	0	0	0	0	0	0	0	0	0
D	Total R.R.B.	0	0	8	144	63	242	24	24	0	0	120	97	2810	3167	615	476
15	CO-OPERATIVE BANK	0	0	12	182	80	304	30	30	0	0	150	122	4269	4258	925	658
E	Total Cooperative	0	0	12	182	80	304	30	30	0	0	150	122	4269	4258	925	658
F	Total (C+D+E)	0	0	145	999	333	1672	137	167	0	0	776	671	17437	20400	4440	3181
16	THE NAINITAL BANK LTD	0	0	1	19	6	32	3	3	0	0	15	13	354	380	75	59
17	AXIS BANK	0	0	1	11	5	18	2	2	0	0	10	7	221	260	0	0
18	ICICI BANK	0	0	0	0	0	0	0	0	0	0	0	0	0	0	0	0
19	IDBI BANK	0	0	1	23	8	38	3	4	0	0	15	15	342	440	80	66
20	HDFC BANK	0	0	1	11	5	18	2	2	0	0	10	7	250	260	0	0
21	J & K BANK	0	0	0	0	0	0	0	0	0	0	0	0	0	0	0	0
22	FEDERAL BANK	0	0	0	0	0	0	0	0	0	0	0	0	0	0	0	0
23	INDUSIND BANK	0	0	1	11	5	18	2	2	0	0	10	7	250	260	0	0
24	KARNATAKA BANK	0	0	0	0	0	0	0	0	0	0	0	0	0	0	0	0
25	SOUTH INDIAN BANK	0	0	0	0	0	0	0	0	0	0	0	0	0	0	0	0
26	YES BANK	0	0	0	0	0	0	0	0	0	0	0	0	0	0	0	0
27	KOTAK MAHINDRA BANK	0	0	0	0	0	0	0	0	0	0	0	0	0	0	0	0
28	BANDHAN BANK	0	0	0	0	0	0	0	0	0	0	0	0	0	0	0	0
G	Total Private Bank	0	0	5	75	29	124	12	13	0	0	60	49	1417	1600	155	125
29	UJIVAN SMALL FINANCE BANK	0	0	0	0	0	0	0	0	0	0	0	0	0	0	0	0
30	UTKARSH SMALL FINANCE BANK	0	0	0	0	0	0	0	0	0	0	0	0	0	0	0	0
31	IDFC FIRST BANK	0	0	0	0	0	0	0	0	0	0	0	0	0	0	0	0
H	SMALL FINANCE BANK	0	0	0	0	0	0	0	0	0	0	0	0	0	0	0	0
	Total All Bank (F+G+H)	0	0	150	1074	362	1796	149	180	0	0	836	720	18854	22000	4595	3306

DISTRICT CREDIT PLAN 2021 - 22

RUDRA PRAYAG

(Amt in Lakhs)

Sr. No.	NAME OF BANK	Non Priority Sector												Grand Total (Priority Sector + Non Priority Sector)	
		Agriculture (NPS)		Education (NPS)		Housing (NPS)		Personal Loans under NPS		Others NPS		Total Non Priority Sector		A/c	Amt
		A/c	Amt	A/c	Amt	A/c	Amt	A/c	Amt	A/c	Amt	A/c	Amt		
1	STATE BANK OF INDIA	0	0	156	301	95	903	260	903	295	903	806	3010	5519	9240
2	PUNJAB NATIONAL BANK	0	0	18	90	40	270	110	270	130	270	298	900	2396	3569
3	BANK OF BARODA	0	0	3	15	5	45	25	45	30	45	63	150	404	535
A	Total Lead Banks	0	0	177	406	140	1218	395	1218	455	1218	1167	4060	8319	13344
4	UNION BANK OF INDIA	0	0	8	40	10	120	65	120	75	120	158	400	1119	1531
5	CANARA BANK	0	0	6	30	5	90	55	90	55	90	121	300	730	1055
6	CENTRAL BANK OF INDIA	0	0	0	0	0	0	0	0	0	0	0	0	0	0
7	PUNJAB AND SIND BANK	0	0	3	15	3	45	20	45	25	45	51	150	372	508
8	UCO BANK	0	0	3	14	3	42	25	42	30	42	61	140	375	470
9	INDIAN OVERSEAS BANK	0	0	0	15	3	45	25	45	30	45	58	150	355	516
10	BANK OF INDIA	0	0	3	15	3	45	25	45	25	45	56	150	396	523
11	INDIAN BANK	0	0	6	15	3	45	25	45	25	45	59	150	423	528
12	BANK OF MAHRASHTRA	0	0	0	0	0	0	0	0	0	0	0	0	0	0
B	Total Non-Lead Banks	0	0	29	144	30	432	240	432	265	432	564	1440	3770	5131
C	Total N. Banks (A + B)	0	0	206	550	170	1650	635	1650	720	1650	1731	5500	12089	18475
13	UTTARAKHAND G.B	0	0	30	150	42	450	165	450	210	450	447	1500	3257	4667
14	PRATHAMA U.P GRAMIN BANK	0	0	0	0	0	0	0	0	0	0	0	0	0	0
D	Total R.R.B.	0	0	30	150	42	450	165	450	210	450	447	1500	3257	4667
15	CO-OPERATIVE BANK	0	0	45	210	73	630	160	630	255	630	533	2100	4802	6358
E	Total Cooperative	0	0	45	210	73	630	160	630	255	630	533	2100	4802	6358
F	Total (C+D+E)	0	0	281	910	285	2730	960	2730	1185	2730	2711	9100	20148	29500
16	THE NAINITAL BANK LTD	0	0	2	10	1	30	30	30	25	30	58	100	412	480
17	AXIS BANK	0	0	0	20	4	60	30	60	40	60	74	200	295	460
18	ICICI BANK	0	0	0	0	0	0	0	0	0	0	0	0	0	0
19	IDBI BANK	0	0	5	20	4	60	30	60	40	60	79	200	421	640
20	HDFC BANK	0	0	0	20	4	60	30	60	40	60	74	200	324	460
21	J & K BANK	0	0	0	0	0	0	0	0	0	0	0	0	0	0
22	FEDERAL BANK	0	0	0	0	0	0	0	0	0	0	0	0	0	0
23	INDUSIND BANK	0	0	0	20	4	60	30	60	40	60	74	200	324	460
24	KARNATAKA BANK	0	0	0	0	0	0	0	0	0	0	0	0	0	0
25	SOUTH INDIAN BANK	0	0	0	0	0	0	0	0	0	0	0	0	0	0
26	YES BANK	0	0	0	0	0	0	0	0	0	0	0	0	0	0
27	KOTAK MAHINDRA BANK	0	0	0	0	0	0	0	0	0	0	0	0	0	0
28	BANDHAN BANK	0	0	0	0	0	0	0	0	0	0	0	0	0	0
G	Total Private Bank	0	0	7	90	17	270	150	270	185	270	359	900	1776	2500
29	UJIVAN SMALL FINANCE BANK	0	0	0	0	0	0	0	0	0	0	0	0	0	0
30	UTKARSH SMALL FINANCE BANK	0	0	0	0	0	0	0	0	0	0	0	0	0	0
31	IDFC FIRST BANK	0	0	0	0	0	0	0	0	0	0	0	0	0	0
H	SMALL FINANCE BANK	0	0	0	0	0	0	0	0	0	0	0	0	0	0
	Total All Bank (F+G+H)	0	0	288	1000	302	3000	1110	3000	1370	3000	3070	10000	21924	32000

DISTRICT CREDIT PLAN 2021 - 22

TEHRI GARHWAL

(Amt in Lakhs)

Sr. No.	NAME OF BANK	Priority Sector-Agriculture											
		Farm Credit				Out of Farm Credit, total allied activities		Agri. Infrastructure		Ancillary Activities		Total Agriculture (PS)	
		Crop Loan		Term Loan		A/c	Amt	A/c	Amt	A/c	Amt	A/c	Amt
		A/c	Amt	A/c	Amt								
1	STATE BANK OF INDIA	11671	3265	2097	2923	2097	2923	59	57	1655	786	15482	7031
2	PUNJAB NATIONAL BANK	5440	1420	766	1507	766	1507	28	28	405	235	6639	3190
3	BANK OF BARODA	250	65	90	120	90	120	0	0	0	0	340	185
A	Total Lead Banks	17361	4750	2953	4550	2953	4550	87	85	2060	1021	22461	10406
4	UNION BANK OF INDIA	3170	830	689	946	689	946	10	12	390	190	4259	1978
5	CANARA BANK	2250	510	367	527	367	527	7	8	262	175	2886	1220
6	CENTRAL BANK OF INDIA	90	30	65	70	65	70	0	0	30	20	185	120
7	PUNJAB AND SIND BANK	0	0	0	0	0	0	0	0	0	0	0	0
8	UCO BANK	40	10	6	10	6	10	0	0	0	0	46	20
9	INDIAN OVERSEAS BANK	120	30	65	100	65	100	0	0	0	0	185	130
10	BANK OF INDIA	160	40	90	130	90	130	0	0	11	10	261	180
11	INDIAN BANK	40	10	18	30	18	30	0	0	0	0	58	40
12	BANK OF MAHRASHTRA	40	10	25	40	25	40	0	0	0	0	65	50
B	Total Non-Lead Banks	5910	1470	1325	1853	1325	1853	17	20	693	395	7945	3738
C	Total N. Banks (A + B)	23271	6220	4278	6403	4278	6403	104	105	2753	1416	30406	14144
13	UTTARAKHAND G.B	12755	3059	1466	2060	1466	2060	17	17	770	408	15008	5544
14	PRATHAMA U.P GRAMIN BANK	0	0	0	0	0	0	0	0	0	0	0	0
D	Total R.R.B.	12755	3059	1466	2060	1466	2060	17	17	770	408	15008	5544
15	CO-OPERATIVE BANK	25050	6494	2533	4049	2533	4049	22	24	1119	610	28724	11177
E	Total Cooperative	25050	6494	2533	4049	2533	4049	22	24	1119	610	28724	11177
F	Total (C+D+E)	61076	15773	8277	12512	8277	12512	143	146	4642	2434	74138	30865
16	THE NAINITAL BANK LTD	160	40	95	140	95	140	0	0	0	0	255	180
17	AXIS BANK	0	0	0	0	0	0	0	0	0	0	0	0
18	ICICI BANK	0	0	0	0	0	0	0	0	0	0	0	0
19	IDBI BANK	40	10	25	40	25	40	0	0	0	0	65	50
20	HDFC BANK	0	0	0	0	0	0	0	0	0	0	0	0
21	J & K BANK	0	0	0	0	0	0	0	0	0	0	0	0
22	FEDERAL BANK	0	0	0	0	0	0	0	0	0	0	0	0
23	INDUSIND BANK	0	0	0	0	0	0	0	0	0	0	0	0
24	KARNATAKA BANK	0	0	0	0	0	0	0	0	0	0	0	0
25	SOUTH INDIAN BANK	0	0	0	0	0	0	0	0	0	0	0	0
26	YES BANK	0	0	0	0	0	0	0	0	0	0	0	0
27	KOTAK MAHINDRA BANK	0	0	0	0	0	0	0	0	0	0	0	0
28	BANDHAN BANK	0	0	0	0	0	0	0	0	0	0	0	0
G	Total Private Bank	200	50	120	180	120	180	0	0	0	0	320	230
29	UJJIVAN SMALL FINANCE BANK	0	0	0	0	0	0	0	0	0	0	0	0
30	UTKARSH SMALL FINANCE BANK	0	0	0	0	0	0	0	0	0	0	0	0
31	IDFC FIRST BANK	0	0	0	0	0	0	0	0	0	0	0	0
H	SMALL FINANCE BANK	0	0	0	0	0	0	0	0	0	0	0	0
	Total All Bank (F+G+H)	61276	15823	8397	12692	8397	12692	143	146	4642	2434	74458	31095

DISTRICT CREDIT PLAN 2021 - 22

TEHRI GARHWAL

(Amt in Lakhs)

Sr. No.	NAME OF BANK	Priority Sector- MSME											
		Micro Enterprises		Small Enterprises		Medium Enterprises		Khadi and Village Industries		Others under MSMEs		Total MSMEs (PS)	
		A/c	Amt	A/c	Amt	A/c	Amt	A/c	Amt	A/c	Amt	A/c	Amt
1	STATE BANK OF INDIA	774	3719	6	125	0	0	182	680	0	0	962	4524
2	PUNJAB NATIONAL BANK	327	1525	2	25	0	0	54	230	0	0	383	1780
3	BANK OF BARODA	38	155	0	0	0	0	5	25	0	0	43	180
A	Total Lead Banks	1139	5399	8	150	0	0	241	935	0	0	1388	6484
4	UNION BANK OF INDIA	157	798	0	0	0	0	32	145	0	0	189	943
5	CANARA BANK	136	640	0	0	0	0	28	90	0	0	164	730
6	CENTRAL BANK OF INDIA	32	160	0	0	0	0	4	15	0	0	36	175
7	PUNJAB AND SIND BANK	0	0	0	0	0	0	0	0	0	0	0	0
8	UCO BANK	12	40	0	0	0	0	2	10	0	0	14	50
9	INDIAN OVERSEAS BANK	20	90	0	0	0	0	3	10	0	0	23	100
10	BANK OF INDIA	35	150	0	0	0	0	8	30	0	0	43	180
11	INDIAN BANK	8	30	0	0	0	0	2	10	0	0	10	40
12	BANK OF MAHRASHTRA	12	40	0	0	0	0	2	10	0	0	14	50
B	Total Non-Lead Banks	412	1948	0	0	0	0	81	320	0	0	493	2268
C	Total N. Banks (A + B)	1551	7347	8	150	0	0	322	1255	0	0	1881	8752
13	UTTARAKHAND G.B	296	1245	0	0	0	0	60	225	0	0	356	1470
14	PRATHAMA U.P GRAMIN BANK	0	0	0	0	0	0	0	0	0	0	0	0
D	Total R.R.B.	296	1245	0	0	0	0	60	225	0	0	356	1470
15	CO-OPERATIVE BANK	452	2066	0	0	0	0	0	0	0	0	452	2066
E	Total Cooperative	452	2066	0	0	0	0	0	0	0	0	452	2066
F	Total (C+D+E)	2299	10658	8	150	0	0	382	1480	0	0	2689	12288
16	THE NAINITAL BANK LTD	32	120	0	0	0	0	14	50	0	0	46	170
17	AXIS BANK	8	30	0	0	0	0	0	0	0	0	8	30
18	ICICI BANK	0	0	0	0	0	0	0	0	0	0	0	0
19	IDBI BANK	12	49	0	0	0	0	0	0	0	0	12	49
20	HDFC BANK	8	30	0	0	0	0	0	0	0	0	8	30
21	J & K BANK	0	0	0	0	0	0	0	0	0	0	0	0
22	FEDERAL BANK	0	0	0	0	0	0	0	0	0	0	0	0
23	INDUSIND BANK	0	0	0	0	0	0	0	0	0	0	0	0
24	KARNATAKA BANK	0	0	0	0	0	0	0	0	0	0	0	0
25	SOUTH INDIAN BANK	0	0	0	0	0	0	0	0	0	0	0	0
26	YES BANK	0	0	0	0	0	0	0	0	0	0	0	0
27	KOTAK MAHINDRA BANK	0	0	0	0	0	0	0	0	0	0	0	0
28	BANDHAN BANK	0	0	0	0	0	0	0	0	0	0	0	0
G	Total Private Bank	60	229	0	0	0	0	14	50	0	0	74	279
29	UJIVAN SMALL FINANCE BANK	0	0	0	0	0	0	0	0	0	0	0	0
30	UTKARSH SMALL FINANCE BANK	0	0	0	0	0	0	0	0	0	0	0	0
31	IDFC FIRST BANK	0	0	0	0	0	0	0	0	0	0	0	0
H	SMALL FINANCE BANK	0	0	0	0	0	0	0	0	0	0	0	0
	Total All Bank (F+G+H)	2359	10887	8	150	0	0	396	1530	0	0	2763	12567

DISTRICT CREDIT PLAN 2021 - 22

TEHRI GARHWAL

(Amt in Lakhs)

Sr. No.	NAME OF BANK	Priority Sector- (Other Priority)												Total Priority Sector (Agri+MSME+Other Priority)		Loans to weaker sections under Priority Sector	
		Export Credit		Education (PS)		Housing (PS)		Social Infrastructure		Renewable Energy		Other Priority					
		A/c	Amt	A/c	Amt	A/c	Amt	A/c	Amt	A/c	Amt	A/c	Amt	A/c	Amt	A/c	Amt
1	STATE BANK OF INDIA	0	0	218	2190	277	5050	460	862	189	67	324	167	17912	19891	48	24
2	PUNJAB NATIONAL BANK	0	0	102	1010	144	2750	202	360	81	34	223	125	7774	9249	40	20
3	BANK OF BARODA	0	0	20	200	19	250	8	20	5	2	0	0	435	837	0	0
A	Total Lead Banks	0	0	340	3400	440	8050	670	1242	275	103	547	292	26121	29977	88	44
4	UNION BANK OF INDIA	0	0	51	510	64	1110	137	240	46	19	155	85	4901	4885	30	15
5	CANARA BANK	0	0	32	320	50	750	91	141	33	15	90	55	3346	3231	22	11
6	CENTRAL BANK OF INDIA	0	0	6	60	14	250	0	0	0	0	0	0	241	605	8	4
7	PUNJAB AND SIND BANK	0	0	0	0	0	0	0	0	0	0	0	0	0	0	0	0
8	UCO BANK	0	0	0	0	2	10	0	0	0	0	0	0	62	80	0	0
9	INDIAN OVERSEAS BANK	0	0	2	20	10	50	8	10	0	0	0	0	228	310	0	0
10	BANK OF INDIA	0	0	10	100	14	100	10	10	0	0	0	0	338	570	0	0
11	INDIAN BANK	0	0	0	0	4	50	0	0	0	0	0	0	72	130	0	0
12	BANK OF MAHRASHTRA	0	0	0	0	4	20	0	0	0	0	0	0	83	120	0	0
B	Total Non-Lead Banks	0	0	101	1010	162	2340	246	401	79	34	245	140	9271	9931	60	30
C	Total N. Banks (A + B)	0	0	441	4410	602	10390	916	1643	354	137	792	432	35392	39908	148	74
13	UTTARAKHAND G.B	0	0	21	210	52	750	107	249	41	17	224	140	15809	8380	66	33
14	PRATHAMA U.P GRAMIN BANK	0	0	0	0	0	0	0	0	0	0	0	0	0	0	0	0
D	Total R.R.B.	0	0	21	210	52	750	107	249	41	17	224	140	15809	8380	66	33
15	CO-OPERATIVE BANK	0	0	61	610	198	3260	222	472	98	38	344	209	30099	17832	170	85
E	Total Cooperative	0	0	61	610	198	3260	222	472	98	38	344	209	30099	17832	170	85
F	Total (C+D+E)	0	0	523	5230	852	14400	1245	2364	493	192	1360	781	81300	66120	384	192
16	THE NAINITAL BANK LTD	0	0	10	100	14	100	7	10	0	0	20	10	352	570	4	2
17	AXIS BANK	0	0	0	0	0	0	0	0	0	0	0	0	8	30	0	0
18	ICICI BANK	0	0	0	0	0	0	0	0	0	0	0	0	0	0	0	0
19	IDBI BANK	0	0	0	0	0	0	0	0	0	0	0	0	77	99	0	0
20	HDFC BANK	0	0	0	0	4	50	0	0	0	0	0	0	12	80	0	0
21	J & K BANK	0	0	0	0	0	0	0	0	0	0	0	0	0	0	0	0
22	FEDERAL BANK	0	0	0	0	0	0	0	0	0	0	0	0	0	0	0	0
23	INDUSIND BANK	0	0	0	0	0	0	0	0	0	0	0	0	0	0	0	0
24	KARNATAKA BANK	0	0	0	0	0	0	0	0	0	0	0	0	0	0	0	0
25	SOUTH INDIAN BANK	0	0	0	0	0	0	0	0	0	0	0	0	0	0	0	0
26	YES BANK	0	0	0	0	0	0	0	0	0	0	0	0	0	0	0	0
27	KOTAK MAHINDRA BANK	0	0	0	0	0	0	0	0	0	0	0	0	0	0	0	0
28	BANDHAN BANK	0	0	0	0	0	0	0	0	0	0	0	0	0	0	0	0
G	Total Private Bank	0	0	10	100	18	150	7	10	0	0	20	10	449	779	4	2
29	UJIVAN SMALL FINANCE BANK	0	0	0	0	0	0	0	0	0	0	0	0	0	0	0	0
30	UTKARSH SMALL FINANCE BANK	0	0	0	0	0	0	0	0	0	0	0	0	0	0	0	0
31	IDFC FIRST BANK	0	0	0	0	0	0	0	0	0	0	0	0	0	0	0	0
H	SMALL FINANCE BANK	0	0	0	0	0	0	0	0	0	0	0	0	0	0	0	0
	Total All Bank (F+G+H)	0	0	533	5330	870	14550	1252	2374	493	192	1380	791	81749	66899	388	194

DISTRICT CREDIT PLAN 2021 - 22

TEHRI GARHWAL

(Amt in Lakhs)

Sr. No.	NAME OF BANK	Non Priority Sector												Grand Total (Priority Sector + Non Priority Sector)	
		Agriculture (NPS)		Education (NPS)		Housing (NPS)		Personal Loans under NPS		Others NPS		Total Non Priority Sector		A/c	Amt
		A/c	Amt	A/c	Amt	A/c	Amt	A/c	Amt	A/c	Amt	A/c	Amt		
1	STATE BANK OF INDIA	0	0	0	0	0	0	14916	29838	0	0	14916	29838	32828	49729
2	PUNJAB NATIONAL BANK	0	0	0	0	0	0	6936	13875	0	0	6936	13875	14710	23124
3	BANK OF BARODA	0	0	0	0	0	0	628	1256	0	0	628	1256	1063	2093
A	Total Lead Banks	0	0	0	0	0	0	22480	44969	0	0	22480	44969	48601	74946
4	UNION BANK OF INDIA	0	0	0	0	0	0	3664	7329	0	0	3664	7329	8565	12214
5	CANARA BANK	0	0	0	0	0	0	2377	4755	0	0	2377	4755	5723	7986
6	CENTRAL BANK OF INDIA	0	0	0	0	0	0	453	908	0	0	453	908	694	1513
7	PUNJAB AND SIND BANK	0	0	0	0	0	0	0	0	0	0	0	0	0	0
8	UCO BANK	0	0	0	0	0	0	60	120	0	0	60	120	122	200
9	INDIAN OVERSEAS BANK	0	0	0	0	0	0	232	465	0	0	232	465	460	775
10	BANK OF INDIA	0	0	0	0	0	0	427	855	0	0	427	855	765	1425
11	INDIAN BANK	0	0	0	0	0	0	98	195	0	0	98	195	170	325
12	BANK OF MAHRASHTRA	0	0	0	0	0	0	90	180	0	0	90	180	173	300
B	Total Non-Lead Banks	0	0	0	0	0	0	7401	14807	0	0	7401	14807	16672	24738
C	Total N. Banks (A + B)	0	0	0	0	0	0	29881	59776	0	0	29881	59776	65273	99684
13	UTTARAKHAND G.B	0	0	0	0	0	0	1968	2793	0	0	1968	2793	17777	11173
14	PRATHAMA U.P GRAMIN BANK	0	0	0	0	0	0	0	0	0	0	0	0	0	0
D	Total R.R.B.	0	0	0	0	0	0	1968	2793	0	0	1968	2793	17777	11173
15	CO-OPERATIVE BANK	0	0	0	0	0	0	2128	4460	0	0	2128	4460	32227	22292
E	Total Cooperative	0	0	0	0	0	0	2128	4460	0	0	2128	4460	32227	22292
F	Total (C+D+E)	0	0	0	0	0	0	33977	67029	0	0	33977	67029	115277	133149
16	THE NAINITAL BANK LTD	0	0	0	0	0	0	427	855	0	0	427	855	779	1425
17	AXIS BANK	0	0	0	0	0	0	225	45	0	0	225	45	233	75
18	ICICI BANK	0	0	0	0	0	0	0	0	0	0	0	0	0	0
19	IDBI BANK	0	0	0	0	0	0	75	149	0	0	75	149	152	248
20	HDFC BANK	0	0	0	0	0	0	60	120	0	0	60	120	72	200
21	J & K BANK	0	0	0	0	0	0	0	0	0	0	0	0	0	0
22	FEDERAL BANK	0	0	0	0	0	0	0	0	0	0	0	0	0	0
23	INDUSIND BANK	0	0	0	0	0	0	0	0	0	0	0	0	0	0
24	KARNATAKA BANK	0	0	0	0	0	0	0	0	0	0	0	0	0	0
25	SOUTH INDIAN BANK	0	0	0	0	0	0	0	0	0	0	0	0	0	0
26	YES BANK	0	0	0	0	0	0	0	0	0	0	0	0	0	0
27	KOTAK MAHINDRA BANK	0	0	0	0	0	0	0	0	0	0	0	0	0	0
28	BANDHAN BANK	0	0	0	0	0	0	0	0	0	0	0	0	0	0
G	Total Private Bank	0	0	0	0	0	0	787	1169	0	0	787	1169	1236	1948
29	UJIVAN SMALL FINANCE BANK	0	0	0	0	0	0	0	0	0	0	0	0	0	0
30	UTKARSH SMALL FINANCE BANK	0	0	0	0	0	0	0	0	0	0	0	0	0	0
31	IDFC FIRST BANK	0	0	0	0	0	0	0	0	0	0	0	0	0	0
H	SMALL FINANCE BANK	0	0	0	0	0	0	0	0	0	0	0	0	0	0
	Total All Bank (F+G+H)	0	0	0	0	0	0	34764	68198	0	0	34764	68198	116513	135097



DISTRICT CREDIT PLAN 2021 - 22

UDAM SINGH NAGAR

(Amt in Lakhs)

Sr. No.	NAME OF BANK	Priority Sector-Agriculture											
		Farm Credit				Out of Farm Credit, total allied activities		Agri. Infrastructure		Ancillary Activities		Total Agriculture (PS)	
		Crop Loan		Term Loan		A/c	Amt	A/c	Amt	A/c	Amt	A/c	Amt
		A/c	Amt	A/c	Amt								
1	STATE BANK OF INDIA	13350	64727	2104	21617	1052	4820	1052	4600	1052	26056	17558	117000
2	PUNJAB NATIONAL BANK	7520	43731	2720	11677	1360	3334	1360	700	1360	16421	12960	72529
3	BANK OF BARODA	12760	25497	1350	9510	675	6150	675	864	675	16062	15460	51933
A	Total Lead Banks	33630	133955	6174	42804	3087	14304	3087	6164	3087	58539	45978	241462
4	UNION BANK OF INDIA	3203	10511	392	3786	196	952	196	638	196	5580	3987	20515
5	CANARA BANK	3012	4974	712	3109	356	1667	356	450	356	3232	4436	11765
6	CENTRAL BANK OF INDIA	102	2531	30	315	15	179	15	200	15	650	162	3696
7	PUNJAB AND SIND BANK	1700	4070	1350	1498	675	380	675	497	675	1828	4400	7893
8	UCO BANK	550	6305	230	2658	115	515	115	502	115	5588	1010	15053
9	INDIAN OVERSEAS BANK	42	550	500	412	250	147	250	190	250	318	1042	1470
10	BANK OF INDIA	4600	1972	200	848	100	410	100	420	100	1054	5000	4294
11	INDIAN BANK	2044	7462	140	1755	70	1021	70	600	70	3038	2324	12855
12	BANK OF MAHRASHTRA	8	212	10	176	5	82	5	100	5	300	28	788
B	Total Non-Lead Banks	15261	38587	3564	14557	1782	5353	1782	3597	1782	21588	22389	78329
C	Total N. Banks (A + B)	48891	172542	9738	57361	4869	19657	4869	9761	4869	80127	68367	319791
13	UTTARAKHAND G.B	411	23095	2404	2914	1092	1709	1312	700	1022	3992	5149	30701
14	PRATHAMA U.P GRAMIN BANK	0	0	0	0	0	0	0	0	0	0	0	0
D	Total R.R.B.	411	23095	2404	2914	1092	1709	1312	700	1022	3992	5149	30701
15	CO-OPERATIVE BANK	55720	63664	2104	10627	1052	2786	1052	700	1052	8068	59928	83059
E	Total Cooperative	55720	63664	2104	10627	1052	2786	1052	700	1052	8068	59928	83059
F	Total (C+D+E)	105022	259301	14246	70902	7013	24152	7233	11161	6943	92187	133444	433551
16	THE NAINITAL BANK LTD	1615	15528	2104	4846	1052	1183	1052	700	1052	5624	5823	26698
17	AXIS BANK	4440	10551	2104	13117	1052	7552	1052	2350	1052	5250	8648	31268
18	ICICI BANK	162	2445	186	1410	93	491	93	524	93	1624	534	6003
19	IDBI BANK	100	852	74	307	37	87	37	250	37	450	248	1859
20	HDFC BANK	1875	6898	2104	22913	1052	8440	1052	839	1052	3719	6083	34369
21	J & K BANK	0	0	0	0	0	0	0	0	0	0	0	0
22	FEDERAL BANK	0	0	0	0	0	0	0	0	0	0	0	0
23	INDUSIND BANK	20	117	4	2274	2	1869	2	92	2	192	28	2675
24	KARNATAKA BANK	10	143	4	10	2	5	2	10	2	110	18	273
25	SOUTH INDIAN BANK	0	0	0	0	0	0	0	0	0	0	0	0
26	YES BANK	95	715	80	230	40	85	40	45	40	516	255	1506
27	KOTAK MAHINDRA BANK	15	62	10	30	5	5	5	5	5	50	35	147
28	BANDHAN BANK	35	37	70	100	35	89	35	30	35	50	175	217
G	Total Private Bank	8367	37348	6740	45237	3370	19806	3370	4845	3370	17585	21847	105015
29	UJJIVAN SMALL FINANCE BANK	0	0	0	0	0	0	0	0	0	0	0	0
30	UTKARSH SMALL FINANCE BANK	5	40	6	19	3	5	3	0	3	0	17	59
31	IDFC FIRST BANK	0	0	0	0	0	0	0	0	0	0	0	0
H	SMALL FINANCE BANK	5	40	6	19	3	5	3	0	3	0	17	59
	Total All Bank (F+G+H)	113394	296689	20992	116158	10386	43963	10606	16006	10316	109772	155308	538625

DISTRICT CREDIT PLAN 2021 - 22

UDAM SINGH NAGAR

(Amt in Lakhs)

Sr. No.	NAME OF BANK	Priority Sector- MSME											
		Micro Enterprises		Small Enterprises		Medium Enterprises		Khadi and Village Industries		Others under MSMEs		Total MSMEs (PS)	
		A/c	Amt	A/c	Amt	A/c	Amt	A/c	Amt	A/c	Amt	A/c	Amt
1	STATE BANK OF INDIA	1250	12966	1250	19631	468	10757	90	241	93	649	3151	44244
2	PUNJAB NATIONAL BANK	1577	10096	1577	14331	897	4177	175	176	114	231	4340	29011
3	BANK OF BARODA	1250	10328	1250	17162	433	4288	87	234	93	278.5	3113	32290.5
A	Total Lead Banks	4077	33390	4077	51124	1798	19222	352	651	300	1158.5	10604	105546
4	UNION BANK OF INDIA	1700	6204	1700	7543	538	1866	106	106	51	301	4095	16020
5	CANARA BANK	740	6812	740	7534	244	1530	35	90.5	50	129.5	1809	16096
6	CENTRAL BANK OF INDIA	95	729	95	951	35	336	4	8	4	11	233	2035
7	PUNJAB AND SIND BANK	345	3279	345	4676	433	2178	87	55	93	67	1303	10255
8	UCO BANK	310	3893	310	3925	153	636	16	54.5	19	244	808	8752.5
9	INDIAN OVERSEAS BANK	210	1884	210	2258	85	731	11	23	17	27.5	533	4923.5
10	BANK OF INDIA	210	2375	210	2013	38	881	8	20	8	23.5	474	5312.5
11	INDIAN BANK	1400	3148	1400	4506	1334	1245	22	57	22	69	4178	9025
12	BANK OF MAHRASHTRA	140	625	140	445	10	150	2	3	2	5	294	1228
B	Total Non-Lead Banks	5150	28949	5150	33851	2870	9553	291	417	266	877.5	13727	73647.5
C	Total N. Banks (A + B)	9227	62339	9227	84975	4668	28775	643	1068	566	2036	24331	179193
13	UTTARAKHAND G.B	1250	5976	1250	7655	433	2160	87	78	93	116	3113	15985
14	PRATHAMA U.P GRAMIN BANK	0	0	0	0	0	0	0	0	0	0	0	0
D	Total R.R.B.	1250	5976	1250	7655	433	2160	87	78	93	116	3113	15985
15	CO-OPERATIVE BANK	0	0	0	0	0	0	0	0	0	0	0	0
E	Total Cooperative	0	0	0	0	0	0	0	0	0	0	0	0
F	Total (C+D+E)	10477	68315	10477	92630	5101	30935	730	1146	659	2152	27444	195178
16	THE NAINITAL BANK LTD	1250	6223	1250	7446	433	2115	87	65	93	94	3113	15943
17	AXIS BANK	1250	3220	1250	4844	433	1818	87	46	93	56	3113	9984
18	ICICI BANK	300	2516	300	3509	82	1394	11	29	14	47	707	7495
19	IDBI BANK	90	729	90	951	20	736	3	7	0	11	203	2434
20	HDFC BANK	3400	3870	3400	7393	923	1118	87	47	93	131	7903	12559
21	J & K BANK	0	0	0	0	0	0	0	0	0	0	0	0
22	FEDERAL BANK	0	0	0	0	0	0	0	0	0	0	0	0
23	INDUSIND BANK	50	425	50	445	10	350	0	0	2	5	112	1225
24	KARNATAKA BANK	50	425	50	445	10	350	0	0	0	5	110	1225
25	SOUTH INDIAN BANK	0	0	0	0	0	0	0	0	0	0	0	0
26	YES BANK	210	1932	200	2420	40	1270	5	16	10	27	465	5665
27	KOTAK MAHINDRA BANK	20	200	20	200	10	100	1	1	2	2	53	503
28	BANDHAN BANK	2500	5889	2500	8190	77	184	7	11	18	97	5102	14371
G	Total Private Bank	9120	25429	9110	35843	2038	9435	288	222	325	475	20881	71404
29	UJJIVAN SMALL FINANCE BANK	0	0	0	0	0	0	0	0	0	0	0	0
30	UTKARSH SMALL FINANCE BANK	300	1425	300	2845	0	350	0	2	0	5	600	4627
31	IDFC FIRST BANK	0	0	0	0	0	0	0	0	0	0	0	0
H	SMALL FINANCE BANK	300	1425	300	2845	0	350	0	2	0	5	600	4627
	Total All Bank (F+G+H)	19897	95169	19887	131318	7139	40720	1018	1370	984	2632	48925	271209

DISTRICT CREDIT PLAN 2021 - 22

UDAM SINGH NAGAR

(Amt in Lakhs)

Sr. No.	NAME OF BANK	Priority Sector- (Other Priority)												Total Priority Sector (Agri+MSME+Other Priority)		Loans to weaker sections under Priority Sector	
		Export Credit		Education (PS)		Housing (PS)		Social Infrastructure		Renewable Energy		Other Priority					
		A/c	Amt	A/c	Amt	A/c	Amt	A/c	Amt	A/c	Amt	A/c	Amt	A/c	Amt	A/c	Amt
1	STATE BANK OF INDIA	64	261	46	1580	46	6161	410	411.4	410	123.2	1035	548.29	22720	170329	83	9.79
2	PUNJAB NATIONAL BANK	58	247	65	1035	65	5938	375	267.85	375	98.36	415	403.94	18653	109530	77	9.89
3	BANK OF BARODA	56	218.75	38	1197	38	5442	373	317.9	373	119.2	460	549.31	19911	92067.7	78	10.39
A	Total Lead Banks	178	726.75	149	3812	149	17541	1158	997.15	1158	340.76	1910	1501.54	61284	371927	238	30.07
4	UNION BANK OF INDIA	31	119.25	47	621	47	2967	200	148.2	200	55.08	134	265.91	8741	40711.4	40	4.82
5	CANARA BANK	25	115	35	481	35	2696	190	157.3	190	53.18	502	218.05	7222	31581.5	31	4.06
6	CENTRAL BANK OF INDIA	3	15	6	41	6	285	20	26.75	20	5.86	64	14.9	514	6119.51	3	0.32
7	PUNJAB AND SIND BANK	13	53	23	298	23	1513	100	73.35	100	26.66	58	136.55	6020	20248.6	20	2.5
8	UCO BANK	12	66	18	294	18	1725	110	76.35	110	29.26	780	137.67	2866	26133.8	20	2.6
9	INDIAN OVERSEAS BANK	8	32	13	126	13	537	50	51.35	50	12.56	97	45.8	1806	7198.21	8	0.97
10	BANK OF INDIA	7	23.5	13	115	13	508	40	35.35	40	10.66	380	39.9	5967	10338.9	7	0.87
11	INDIAN BANK	14	43	51	299	51	1588	110	99.25	110	31.68	192	135.45	7030	24076.4	21	2.49
12	BANK OF MAHRASHTRA	1	8	3	11	3	135	10	10	10	2.4	13	5.9	362	2188.3	1	0.1
B	Total Non-Lead Banks	114	474.75	209	2286	209	11954	830	677.9	830	227.34	2220	1000.13	40528	168597	151	18.73
C	Total N. Banks (A + B)	292	1201.5	358	6098	358	29495	1988	1675.05	1988	568.1	4130	2501.67	101812	540523	389	48.8
13	UTTARAKHAND G.B	23	30	29	568	29	2695	195	155.8	195	71.52	164	328.9	8897	50535.2	45	5.32
14	PRATHAMA U.P GRAMIN BANK	0	0	0	0	0	0	0	0	0	0	0	0	0	0	0	0
D	Total R.R.B.	23	30	29	568	29	2695	195	155.8	195	71.52	164	328.9	8897	50535.2	45	5.32
15	CO-OPERATIVE BANK	0	0	39	827	39	3447	295	222.95	295	148.42	131	445	60727	88149.4	69	8.6
E	Total Cooperative	0	0	39	827	39	3447	295	222.95	295	148.42	131	445	60727	88149.4	69	8.6
F	Total (C+D+E)	315	1231.5	426	7493	426	35637	2478	2053.8	2478	788.04	4425	3275.57	171436	679208	503	62.72
16	THE NAINITAL BANK LTD	20	66.5	32	507	32	2821	190	135	190	72.02	76	268.06	9476	46510.6	29	5.02
17	AXIS BANK	11	340	21	314	21	1359	70	85.6	70	32.86	35	120.55	11989	43504	18	2.25
18	ICICI BANK	9	48	15	234	15	1060	60	46	60	28.56	26	86.15	1426	15000.7	12	1.47
19	IDBI BANK	3	10	6	40	6	285	20	13	20	7.86	6	14.9	512	4663.76	3	0.32
20	HDFC BANK	12	54	21	360	21	1955	90	70.6	90	39.66	33	120.55	14253	49527.8	19	2.25
21	J & K BANK	0	0	0	0	0	0	0	0	0	0	0	0	0	0	0	0
22	FEDERAL BANK	0	0	0	0	0	0	0	0	0	0	0	0	0	0	0	0
23	INDUSIND BANK	1	5	3	12	3	135	10	4	10	30	3	5.9	170	4091.9	1	0.1
24	KARNATAKA BANK	1	5	3	11	3	100	0	0	1	3	3	5.9	139	1622.9	1	0.1
25	SOUTH INDIAN BANK	0	0	0	0	0	0	0	0	0	0	0	0	0	0	0	0
26	YES BANK	5	15	15	124	15	560	50	26	50	15	19	73.07	874	7984.07	12	1.4
27	KOTAK MAHINDRA BANK	0	0	0	0	0	0	0	0	0	0	0	0	88	650	0	0
28	BANDHAN BANK	8	32	15	100	15	520	42	13	42	4	21	74.35	5420	15331.4	11	1.27
G	Total Private Bank	70	575.5	131	1702	131	8795	532	393.2	533	232.96	222	769.43	44347	188887	106	14.18
29	UJIVAN SMALL FINANCE BANK	0	0	0	0	0	0	0	0	0	0	0	0	0	0	0	0
30	UTKARSH SMALL FINANCE BANK	0	0	3	2	3	100	10	1	10	0	0	0	643	4789	1	0.1
31	IDFC FIRST BANK	0	0	0	0	0	0	0	0	0	0	0	0	0	0	0	0
H	SMALL FINANCE BANK	0	0	3	2	3	100	10	1	10	0	0	0	643	4789	1	0.1
	Total All Bank (F+G+H)	385	1807	560	9197	560	44532	3020	2448	3021	1021	4647	4045	216426	872884	610	77

DISTRICT CREDIT PLAN 2021 - 22

UDAM SINGH NAGAR

(Amt in Lakhs)

Sr. No.	NAME OF BANK	Non Priority Sector												Grand Total (Priority Sector + Non Priority Sector)	
		Agriculture (NPS)		Education (NPS)		Housing (NPS)		Personal Loans under NPS		Others NPS		Total Non Priority Sector		A/c	Amt
		A/c	Amt	A/c	Amt	A/c	Amt	A/c	Amt	A/c	Amt	A/c	Amt		
1	STATE BANK OF INDIA	410	440	46	440	46	440	52	87	52	235	606	1642	23326	171970.89
2	PUNJAB NATIONAL BANK	375	375	65	375	65	375	53	82	53	143	611	1350	19264	110880.15
3	BANK OF BARODA	373	430	38	430	38	430	47	88	47	109	543	1487	20454	93554.66
A	Total Lead Banks	1158	1245	149	1245	149	1245	152	257	152	487	1760	4479	63044	376405.7
4	UNION BANK OF INDIA	200	200	47	200	47	200	22	42	22	60	338	702	9079	41413.44
5	CANARA BANK	190	210	35	210	35	210	24	40	24	57	308	727	7530	32308.53
6	CENTRAL BANK OF INDIA	20	20	6	20	6	20	2	4	2	6	36	70	550	6189.51
7	PUNJAB AND SIND BANK	100	100	23	100	23	100	16	22	16	36	178	358	6198	20606.56
8	UCO BANK	110	120	18	120	18	120	10	18	10	27	166	405	3032	26538.78
9	INDIAN OVERSEAS BANK	50	50	13	50	13	50	8	13	8	15	92	178	1898	7376.21
10	BANK OF INDIA	40	40	13	40	13	40	4	8	4	12	74	140	6041	10478.91
11	INDIAN BANK	110	110	51	125	51	130	16	29	16	30.3	244	424.3	7274	24500.68
12	BANK OF MAHRASHTRA	10	10	3	10	3	10	1	2	1	3	18	35	380	2223.3
B	Total Non-Lead Banks	830	860	209	875	209	880	103	178	103	246.3	1454	3039.3	41982	171635.92
C	Total N. Banks (A + B)	1988	2105	358	2120	358	2125	255	435	255	733.3	3214	7518.3	105026	548041.62
13	UTTARAKHAND G.B	195	210	29	210	29	210	19	32	19	42	291	704	9188	51239.22
14	PRATHAMA U.P GRAMIN BANK	0	0	0	0	0	0	0	0	0	0	0	0	0	0
D	Total R.R.B.	195	210	29	210	29	210	19	32	19	42	291	704	9188	51239.22
15	CO-OPERATIVE BANK	295	330	39	330	39	330	33	35	33	42	439	1067	61166	89216.37
E	Total Cooperative	295	330	39	330	39	330	33	35	33	42	439	1067	61166	89216.37
F	Total (C+D+E)	2478	2645	426	2660	426	2665	307	502	307	817.3	3944	9289.3	175380	688497.21
16	THE NAINITAL BANK LTD	190	210	32	210	32	210	23	36	23	42	300	708	9776	47218.58
17	AXIS BANK	70	70	21	70	21	70	13	16	13	21	138	247	12127	43751.01
18	ICICI BANK	60	70	15	70	15	70	10	20	10	15	110	245	1536	15245.71
19	IDBI BANK	20	20	6	20	6	20	4	4	4	6	40	70	552	4733.76
20	HDFC BANK	90	90	21	90	21	90	13	26	13	21	158	317	14411	49844.81
21	J & K BANK	0	0	0	0	0	0	0	0	0	0	0	0	0	0
22	FEDERAL BANK	0	0	0	0	0	0	0	0	0	0	0	0	0	0
23	INDUSIND BANK	10	10	3	10	3	10	1	1	1	3	18	34	188	4125.9
24	KARNATAKA BANK	10	10	3	10	3	10	1	1	1	1	18	32	157	1654.9
25	SOUTH INDIAN BANK	0	0	0	0	0	0	0	0	0	0	0	0	0	0
26	YES BANK	50	50	15	50	15	50	6	8	6	10	92	168	966	8152.07
27	KOTAK MAHINDRA BANK	0	0	0	0	0	0	0	0	0	0	0	0	88	650
28	BANDHAN BANK	42	50	15	50	15	50	5	10	5	15	82	175	5502	15506.35
G	Total Private Bank	542	580	131	580	131	580	76	122	76	134	956	1996	45303	190883.09
29	UJIVAN SMALL FINANCE BANK	0	0	0	0	0	0	0	0	0	0	0	0	0	0
30	UTKARSH SMALL FINANCE BANK	10	10	3	10	3	10	1	1	1	0	18	31	661	4820
31	IDFC FIRST BANK	0	0	0	0	0	0	0	0	0	0	0	0	0	0
H	SMALL FINANCE BANK	10	10	3	10	3	10	1	1	1	0	18	31	661	4820
	Total All Bank (F+G+H)	3030	3235	560	3250	560	3255	384	625	384	951.3	4918	11316.3	221344	884200.3

DISTRICT CREDIT PLAN 2021 - 22

UTTARKASHI

(Amt in Lakhs)

Sr. No.	NAME OF BANK	Priority Sector-Agriculture											
		Farm Credit				Out of Farm Credit, total allied activities		Agri. Infrastructure		Ancillary Activities		Total Agriculture (PS)	
		Crop Loan		Term Loan		A/c	Amt	A/c	Amt	A/c	Amt	A/c	Amt
		A/c	Amt	A/c	Amt								
1	STATE BANK OF INDIA	6068	4621.79	1568	1078.22	317	214	56	49.61	85	90.22	7777	5839.84
2	PUNJAB NATIONAL BANK	3899	3678.56	1010	693.24	201	138	35	31.88	52	58	4996	4461.68
3	BANK OF BARODA	434	408.93	112	77.08	22	15	4	3.55	6	6.45	556	496.01
A	Total Lead Banks	10401	8709.28	2690	1848.54	540	367	95	85.04	143	154.67	13329	10797.5
4	UNION BANK OF INDIA	867	717.12	223	153.96	45	32	8	7.08	12	12.88	1110	891.04
5	CANARA BANK	651	663.39	168	115.62	34	23	6	5.32	9	9.68	834	794.01
6	CENTRAL BANK OF INDIA	434	408.93	112	77.08	22	15	4	3.55	6	6.45	556	496.01
7	PUNJAB AND SIND BANK	0	0	0	0	0	0	0	0	0	0	0	0
8	UCO BANK	217	154.45	56	38.54	11	8	2	1.77	3	3.23	278	197.99
9	INDIAN OVERSEAS BANK	0	0	0	0	0	0	0	0	0	0	0	0
10	BANK OF INDIA	0	0	0	0	0	0	0	0	0	0	0	0
11	INDIAN BANK	434	308.93	112	77.08	22	15	4	3.55	6	6.45	556	396.01
12	BANK OF MAHRASHTRA	0	0	0	0	0	0	0	0	0	0	0	0
B	Total Non-Lead Banks	2603	2252.82	671	462.28	134	93	24	21.27	36	38.69	3334	2775.06
C	Total N. Banks (A + B)	13004	10962.1	3361	2310.82	674	460	119	106.31	179	193.36	16663	13572.6
13	UTTARAKHAND G.B	2167	1643.54	559	385.11	112	78	21	17.71	31	32.22	2778	2078.58
14	PRATHAMA U.P GRAMIN BANK	0	0	0	0	0	0	0	0	0	0	0	0
D	Total R.R.B.	2167	1643.54	559	385.11	112	78	21	17.71	31	32.22	2778	2078.58
15	CO-OPERATIVE BANK	5200	3804.13	1344	924.23	268	185	48	42.52	72	77.29	6664	4848.17
E	Total Cooperative	5200	3804.13	1344	924.23	268	185	48	42.52	72	77.29	6664	4848.17
F	Total (C+D+E)	20371	16409.8	5264	3620.16	1054	723	188	166.54	282	302.87	26105	20499.3
16	THE NAINITAL BANK LTD	215	253.32	56	38.24	11	8	2	1.76	3	3.2	276	296.52
17	AXIS BANK	217	154.45	56	38.54	11	8	2	1.77	3	3.23	278	197.99
18	ICICI BANK	0	0	0	0	0	0	0	0	0	0	0	0
19	IDBI BANK	434	308.93	112	77.08	22	15	4	3.55	6	6.45	556	396.01
20	HDFC BANK	217	154.38	56	38.56	11	8	2	1.77	3	3.28	278	197.99
21	J & K BANK	0	0	0	0	0	0	0	0	0	0	0	0
22	FEDERAL BANK	0	0	0	0	0	0	0	0	0	0	0	0
23	INDUSIND BANK	216	154.09	56	38.42	11	8	2	1.77	3	3.22	277	197.5
24	KARNATAKA BANK	0	0	0	0	0	0	0	0	0	0	0	0
25	SOUTH INDIAN BANK	0	0	0	0	0	0	0	0	0	0	0	0
26	YES BANK	0	0	0	0	0	0	0	0	0	0	0	0
27	KOTAK MAHINDRA BANK	0	0	0	0	0	0	0	0	0	0	0	0
28	BANDHAN BANK	0	0	0	0	0	0	0	0	0	0	0	0
G	Total Private Bank	1299	1025.17	336	230.84	66	47	12	10.62	18	19.38	1665	1286.01
29	UJJIVAN SMALL FINANCE BANK	0	0	0	0	0	0	0	0	0	0	0	0
30	UTKARSH SMALL FINANCE BANK	0	0	0	0	0	0	0	0	0	0	0	0
31	IDFC FIRST BANK	0	0	0	0	0	0	0	0	0	0	0	0
H	SMALL FINANCE BANK	0	0	0	0	0	0	0	0	0	0	0	0
	Total All Bank (F+G+H)	21670	17434.9	5600	3851	1120	770	200	177.16	300	322.25	27770	21785.4

DISTRICT CREDIT PLAN 2021 - 22

UTTARKASHI

(Amt in Lakhs)

Sr. No.	NAME OF BANK	Priority Sector- MSME											
		Micro Enterprises		Small Enterprises		Medium Enterprises		Khadi and Village Industries		Others under MSMEs		Total MSMEs (PS)	
		A/c	Amt	A/c	Amt	A/c	Amt	A/c	Amt	A/c	Amt	A/c	Amt
1	STATE BANK OF INDIA	139	795.9	112	529	126	704.87	139	881.1	154	613.53	670	3524.4
2	PUNJAB NATIONAL BANK	90	453.18	73	340	81	453.18	90	566.47	100	453.06	434	2265.89
3	BANK OF BARODA	10	50.39	8	38	9	50.39	10	62.99	11	50.17	48	251.94
A	Total Lead Banks	239	1299.47	193	907	216	1208.44	239	1510.56	265	1116.76	1152	6042.23
4	UNION BANK OF INDIA	21	100.65	16	75	18	100.65	21	125.82	22	101.13	98	503.25
5	CANARA BANK	15	75.58	12	57	14	75.58	15	94.48	17	75.28	73	377.92
6	CENTRAL BANK OF INDIA	10	50.39	8	38	9	50.39	10	62.99	11	50.17	48	251.94
7	PUNJAB AND SIND BANK	0	0	0	0	0	0	0	0	0	0	0	0
8	UCO BANK	5	25.2	4	19	5	25.2	5	31.5	6	25.08	25	125.98
9	INDIAN OVERSEAS BANK	0	0	0	0	0	0	0	0	0	0	0	0
10	BANK OF INDIA	0	0	0	0	0	0	0	0	0	0	0	0
11	INDIAN BANK	10	50.39	8	38	9	50.39	10	62.99	11	50.17	48	251.94
12	BANK OF MAHRASHTRA	0	0	0	0	0	0	0	0	0	0	0	0
B	Total Non-Lead Banks	61	302.21	48	227	55	302.21	61	377.78	67	301.83	292	1511.03
C	Total N. Banks (A + B)	300	1601.68	241	1134	271	1510.65	300	1888.34	332	1418.59	1444	7553.26
13	UTTARAKHAND G.B	50	251.75	40	188	46	251.75	50	314.7	55	251.57	241	1257.77
14	PRATHAMA U.P GRAMIN BANK	0	0	0	0	0	0	0	0	0	0	0	0
D	Total R.R.B.	50	251.75	40	188	46	251.75	50	314.7	55	251.57	241	1257.77
15	CO-OPERATIVE BANK	120	604.15	95	453.63	106	604.15	120	756.21	130	604.28	571	3022.42
E	Total Cooperative	120	604.15	95	453.63	106	604.15	120	756.21	130	604.28	571	3022.42
F	Total (C+D+E)	470	2457.58	376	1775.63	423	2366.55	470	2959.25	517	2274.44	2256	11833.5
16	THE NAINITAL BANK LTD	5	25	4	19	4	25	5	31.26	5	24.76	23	125.02
17	AXIS BANK	5	25.2	4	19	5	25.2	5	31.5	6	25.08	25	125.98
18	ICICI BANK	0	0	0	0	0	0	0	0	0	0	0	0
19	IDBI BANK	10	50.39	8	38	9	50.39	10	62.99	11	50.17	48	251.94
20	HDFC BANK	5	25.19	4	19	5	25.19	5	31.49	6	25.07	25	125.94
21	J & K BANK	0	0	0	0	0	0	0	0	0	0	0	0
22	FEDERAL BANK	0	0	0	0	0	0	0	0	0	0	0	0
23	INDUSIND BANK	5	25.13	4	19	4	25.13	5	31.41	5	24.98	23	125.65
24	KARNATAKA BANK	0	0	0	0	0	0	0	0	0	0	0	0
25	SOUTH INDIAN BANK	0	0	0	0	0	0	0	0	0	0	0	0
26	YES BANK	0	0	0	0	0	0	0	0	0	0	0	0
27	KOTAK MAHINDRA BANK	0	0	0	0	0	0	0	0	0	0	0	0
28	BANDHAN BANK	0	0	0	0	0	0	0	0	0	0	0	0
G	Total Private Bank	30	150.91	24	114	27	150.91	30	188.65	33	150.06	144	754.53
29	UJJIVAN SMALL FINANCE BANK	0	0	0	0	0	0	0	0	0	0	0	0
30	UTKARSH SMALL FINANCE BANK	0	0	0	0	0	0	0	0	0	0	0	0
31	IDFC FIRST BANK	0	0	0	0	0	0	0	0	0	0	0	0
H	SMALL FINANCE BANK	0	0	0	0	0	0	0	0	0	0	0	0
	Total All Bank (F+G+H)	500	2608.49	400	1889.63	450	2517.46	500	3147.9	550	2424.5	2400	12588

DISTRICT CREDIT PLAN 2021 - 22

UTTARKASHI

(Amt in Lakhs)

Sr. No.	NAME OF BANK	Priority Sector- (Other Priority)												Total Priority Sector (Agri+MSME+Other Priority)		Loans to weaker sections under Priority Sector	
		Export Credit		Education (PS)		Housing (PS)		Social Infrastructure		Renewable Energy		Other Priority					
		A/c	Amt	A/c	Amt	A/c	Amt	A/c	Amt	A/c	Amt	A/c	Amt	A/c	Amt	A/c	Amt
1	STATE BANK OF INDIA	57	187.16	112	499.08	57	561.46	42	467.96	42	82.59	139	300.71	8896	11463.2	91	422
2	PUNJAB NATIONAL BANK	36	120.33	73	320.87	36	360.95	27	300.84	27	53.1	90	193.34	5719	8077	58	269
3	BANK OF BARODA	4	13.38	8	35.68	4	40.13	3	33.46	3	5.9	10	21.5	636	898	6	30
A	Total Lead Banks	97	320.87	193	855.63	97	962.54	72	802.26	72	141.59	239	515.55	15251	20438.2	155	721
4	UNION BANK OF INDIA	8	26.73	16	71.26	8	80.17	6	66.82	6	11.79	21	42.94	1273	1694	13	60
5	CANARA BANK	6	20.07	12	53.52	6	60.2	5	50.18	5	8.85	15	32.25	956	1397	10	45
6	CENTRAL BANK OF INDIA	4	13.38	8	35.68	4	40.13	3	33.46	3	5.9	10	21.5	636	898	6	30
7	PUNJAB AND SIND BANK	0	0	0	0	0	0	0	0	0	0	0	0	0	0	0	0
8	UCO BANK	2	6.69	4	17.84	2	20.07	2	16.73	2	2.95	5	10.75	320	399	3	15
9	INDIAN OVERSEAS BANK	0	0	0	0	0	0	0	0	0	0	0	0	0	0	0	0
10	BANK OF INDIA	0	0	0	0	0	0	0	0	0	0	0	0	0	0	0	0
11	INDIAN BANK	4	13.38	8	35.68	4	40.13	3	33.46	3	5.9	10	21.5	636	798	6	30
12	BANK OF MAHRASHTRA	0	0	0	0	0	0	0	0	0	0	0	0	0	0	0	0
B	Total Non-Lead Banks	24	80.25	48	213.98	24	240.7	19	200.65	19	35.39	61	128.94	3821	5186	38	180
C	Total N. Banks (A + B)	121	401.12	241	1069.61	121	1203.24	91	1002.91	91	176.98	300	644.49	19072	25624.2	193	901
13	UTTARAKHAND G.B	21	66.84	40	178.25	21	200.53	15	167.12	15	29.5	50	107.41	3181	4086	32	150
14	PRATHAMA U.P GRAMIN BANK	0	0	0	0	0	0	0	0	0	0	0	0	0	0	0	0
D	Total R.R.B.	21	66.84	40	178.25	21	200.53	15	167.12	15	29.5	50	107.41	3181	4086	32	150
15	CO-OPERATIVE BANK	46	160.41	95	427.42	46	481.24	35	401.09	35	70.77	120	258.1	7612	9669.62	77	359
E	Total Cooperative	46	160.41	95	427.42	46	481.24	35	401.09	35	70.77	120	258.1	7612	9669.62	77	359
F	Total (C+D+E)	188	628.37	376	1675.28	188	1885.01	141	1571.12	141	277.25	470	1010	29865	39379.8	302	1410
16	THE NAINITAL BANK LTD	2	6.64	4	17.7	2	19.92	1	16.6	1	2.93	5	10.67	314	496	3	15
17	AXIS BANK	2	6.69	4	17.84	2	20.07	2	16.73	2	2.95	5	10.75	320	399	3	15
18	ICICI BANK	0	0	0	0	0	0	0	0	0	0	0	0	0	0	0	0
19	IDBI BANK	4	13.38	8	35.68	4	40.13	3	33.46	3	5.9	10	21.5	636	798	6	30
20	HDFC BANK	2	6.7	4	17.86	2	20.08	2	16.72	2	2.95	5	10.76	320	399	3	15
21	J & K BANK	0	0	0	0	0	0	0	0	0	0	0	0	0	0	0	0
22	FEDERAL BANK	0	0	0	0	0	0	0	0	0	0	0	0	0	0	0	0
23	INDUSIND BANK	2	6.67	4	17.64	2	20.52	1	16.69	1	2.94	5	10.37	315	397.98	3	15
24	KARNATAKA BANK	0	0	0	0	0	0	0	0	0	0	0	0	0	0	0	0
25	SOUTH INDIAN BANK	0	0	0	0	0	0	0	0	0	0	0	0	0	0	0	0
26	YES BANK	0	0	0	0	0	0	0	0	0	0	0	0	0	0	0	0
27	KOTAK MAHINDRA BANK	0	0	0	0	0	0	0	0	0	0	0	0	0	0	0	0
28	BANDHAN BANK	0	0	0	0	0	0	0	0	0	0	0	0	0	0	0	0
G	Total Private Bank	12	40.08	24	106.72	12	120.72	9	100.2	9	17.67	30	64.05	1905	2489.98	18	90
29	UJIVAN SMALL FINANCE BANK	0	0	0	0	0	0	0	0	0	0	0	0	0	0	0	0
30	UTKARSH SMALL FINANCE BANK	0	0	0	0	0	0	0	0	0	0	0	0	0	0	0	0
31	IDFC FIRST BANK	0	0	0	0	0	0	0	0	0	0	0	0	0	0	0	0
H	SMALL FINANCE BANK	0	0	0	0	0	0	0	0	0	0	0	0	0	0	0	0
	Total All Bank (F+G+H)	200	668.45	400	1782	200	2005.73	150	1671.32	150	294.92	500	1074.05	31770	41869.8	320	1500

DISTRICT CREDIT PLAN 2021 - 22

UTTARKASHI

(Amt in Lakhs)

Sr. No.	NAME OF BANK	Non Priority Sector												Grand Total (Priority Sector + Non Priority Sector)	
		Agriculture (NPS)		Education (NPS)		Housing (NPS)		Personal Loans under NPS		Others NPS		Total Non Priority Sector		A/c	Amt
		A/c	Amt	A/c	Amt	A/c	Amt	A/c	Amt	A/c	Amt	A/c	Amt		
1	STATE BANK OF INDIA	757	761.6	84	435.2	57	544	70	108.8	154	326.4	1122	2176	10018	13639.2
2	PUNJAB NATIONAL BANK	486	489.65	54	279.8	36	349.75	44	69.95	100	209.85	720	1399	6439	9476
3	BANK OF BARODA	54	54.25	6	31	4	38.75	5	7.75	11	23.25	80	155	716	1053
A	Total Lead Banks	1297	1305.5	144	746	97	932.5	119	186.5	265	559.5	1922	3730	17173	24168.2
4	UNION BANK OF INDIA	108	108.85	12	62.2	8	77.75	10	15.55	22	46.65	160	311	1433	2005
5	CANARA BANK	81	81.55	9	46.6	6	58.25	8	11.65	17	34.95	121	233	1077	1630
6	CENTRAL BANK OF INDIA	54	54.25	6	31	4	38.75	5	7.75	11	23.25	80	155	716	1053
7	PUNJAB AND SIND BANK	0	0	0	0	0	0	0	0	0	0	0	0	0	0
8	UCO BANK	27	27.3	3	15.6	2	19.5	3	3.9	6	11.7	41	78	361	477
9	INDIAN OVERSEAS BANK	0	0	0	0	0	0	0	0	0	0	0	0	0	0
10	BANK OF INDIA	0	0	0	0	0	0	0	0	0	0	0	0	0	0
11	INDIAN BANK	54	54.25	6	31	4	38.75	5	7.75	11	23.25	80	155	716	953
12	BANK OF MAHRASHTRA	0	0	0	0	0	0	0	0	0	0	0	0	0	0
B	Total Non-Lead Banks	324	326.2	36	186.4	24	233	31	46.6	67	139.8	482	932	4303	6118
C	Total N. Banks (A + B)	1621	1631.7	180	932.4	121	1165.5	150	233.1	332	699.3	2404	4662	21476	30286.2
13	UTTARAKHAND G.B	270	271.95	31	155.4	21	194.25	25	38.85	55	116.55	402	777	3583	4863
14	PRATHAMA U.P GRAMIN BANK	0	0	0	0	0	0	0	0	0	0	0	0	0	0
D	Total R.R.B.	270	271.95	31	155.4	21	194.25	25	38.85	55	116.55	402	777	3583	4863
15	CO-OPERATIVE BANK	647	652.75	71	373	46	466.25	60	93.25	130	279.75	954	1865	8566	11534.62
E	Total Cooperative	647	652.75	71	373	46	466.25	60	93.25	130	279.75	954	1865	8566	11534.62
F	Total (C+D+E)	2538	2556.4	282	1460.8	188	1826	235	365.2	517	1095.6	3760	7304	33625	46683.82
16	THE NAINITAL BANK LTD	27	27.3	3	15.6	2	19.5	2	3.9	5	11.7	39	78	353	574
17	AXIS BANK	27	26.95	3	15.4	2	19.25	3	3.85	6	11.55	41	77	361	476
18	ICICI BANK	0	0	0	0	0	0	0	0	0	0	0	0	0	0
19	IDBI BANK	54	54.25	6	31	4	38.75	5	7.75	11	23.25	80	155	716	953
20	HDFC BANK	27	27.3	3	15.6	2	19.5	3	3.9	6	11.7	41	78	361	477
21	J & K BANK	0	0	0	0	0	0	0	0	0	0	0	0	0	0
22	FEDERAL BANK	0	0	0	0	0	0	0	0	0	0	0	0	0	0
23	INDUSIND BANK	27	27.3	3	15.6	2	19.5	2	3.9	5	11.7	39	78	354	475.98
24	KARNATAKA BANK	0	0	0	0	0	0	0	0	0	0	0	0	0	0
25	SOUTH INDIAN BANK	0	0	0	0	0	0	0	0	0	0	0	0	0	0
26	YES BANK	0	0	0	0	0	0	0	0	0	0	0	0	0	0
27	KOTAK MAHINDRA BANK	0	0	0	0	0	0	0	0	0	0	0	0	0	0
28	BANDHAN BANK	0	0	0	0	0	0	0	0	0	0	0	0	0	0
G	Total Private Bank	162	163.1	18	93.2	12	116.5	15	23.3	33	69.9	240	466	2145	2955.98
29	UJIVAN SMALL FINANCE BANK	0	0	0	0	0	0	0	0	0	0	0	0	0	0
30	UTKARSH SMALL FINANCE BANK	0	0	0	0	0	0	0	0	0	0	0	0	0	0
31	IDFC FIRST BANK	0	0	0	0	0	0	0	0	0	0	0	0	0	0
H	SMALL FINANCE BANK	0	0	0	0	0	0	0	0	0	0	0	0	0	0
	Total All Bank (F+G+H)	2700	2719.5	300	1554	200	1942.5	250	388.5	550	1165.5	4000	7770	35770	49639.8



## ANNUAL CREDIT PLAN 2021 - 22

## UTTARAKHAND STATE

(Amt in Lakhs)

Sr. No.	Name of Bank	Priority Sector-Agriculture											
		Farm Credit				Out of Farm Credit, total allied activities		Agri. Infrastructure		Ancillary Activities		Total Agriculture (PS)	
		Crop Loan		Term Loan		A/c	Amt	A/c	Amt	A/c	Amt	A/c	Amt
		A/c	Amt	A/c	Amt								
1	STATE BANK OF INDIA	78429	136514	17971	54981.4	9639	30430.73	1933	10933.8	4427	31550.9	102760	233980
2	PUNJAB NATIONAL BANK	54371	112198	16140	41132.3	10731	27800.79	2301	5043.02	3188	20782.5	76000	179155
3	BANK OF BARODA	24236	49365	5367	18757.1	3002	13861.89	1048	4769.4	1114	18831.2	31765	91722.8
A	Total Lead Banks	157036	298076	39478	114871	23372	72093.41	5282	20746.2	8729	71164.7	210525	504858
4	UNION BANK OF INDIA	18519	29525.5	5435	12376	3269	7869.92	499	1939.04	985	6943.41	25438	50783.9
5	CANARA BANK	14944	23140.5	4905	11200.7	3094	7495.85	792	2313.34	1125	4783.4	21766	41438
6	CENTRAL BANK OF INDIA	3216	7684.55	1302	2444.73	702	1753.37	115	831.04	199	1102.04	4832	12062.4
7	PUNJAB AND SIND BANK	5964	10232	2609	3550.27	1470	2270.64	748	792.19	767	2195.56	10088	16770.1
8	UCO BANK	5308	14637.7	2418	6398.78	1162	3445.59	272	1276.03	402	6100.45	8400	28413
9	INDIAN OVERSEAS BANK	7935	14665.7	2398	4748.93	1752	4137.16	308	599.64	369	1007.71	11010	21022
10	BANK OF INDIA	8543	8813.21	1888	4435.54	1050	2957.85	246	1114.73	325	1643.97	11002	16007.5
11	INDIAN BANK	5813	14078.2	1842	4733.74	1104	3081.39	240	1385.06	281	3636.65	8176	23833.6
12	BANK OF MAHRASHTRA	713	1338.02	313	683.18	221	486.01	18	166.47	24	388.31	1068	2575.98
B	Total Non-Lead Banks	70955	124115	23110	50571.9	13824	33497.78	3238	10417.5	4477	27801.5	101780	212906
C	Total N. Banks (A + B)	227991	422192	62588	165443	37196	105591.19	8520	31163.8	13206	98966.2	312305	717764
13	UTTARAKHAND G.B	52248	75474.6	17849	22191.6	6973	16113.66	2048	6310.53	3099	8273.45	75244	112250
14	PRATHAMA U.P. GRAMIN BANK	646	1046.67	80	292.16	80	292.16	0	0	1	14.24	727	1353.07
D	Total R.R.B.	52894	76521.2	17929	22483.8	7053	16405.82	2048	6310.53	3100	8287.69	75971	113603
15	CO-OPERATIVE BANK	136291	137686	21371	41691.2	10910	26276.07	2149	8491.44	4247	14925.8	164058	202795
E	Total Cooperative	136291	137686	21371	41691.2	10910	26276.07	2149	8491.44	4247	14925.8	164058	202795
F	Total (C+D+E)	417176	636399	101888	229618	55159	148273.08	12717	45965.7	20553	122180	552334	1034162
16	THE NAINITAL BANK LTD	6717	24190.7	4230	8114.37	2011	3486.36	1263	1968.35	1208	6390.51	13418	40663.9
17	AXIS BANK	6811	15611.4	2875	15905.5	1587	9794.16	1099	2720.22	1112	5608.09	11897	39845.3
18	ICICI BANK	2796	6888.79	2291	6086.1	1172	3209.56	391	1313.27	430	2226.23	5908	16514.4
19	IDBI BANK	3097	5970.1	1339	2247.81	781	1630.84	105	985.43	118	733.41	4659	9936.75
20	HDFC BANK	5823	14673.8	3238	25278.9	1920	10604.06	1097	1148.81	1102	4100.89	11260	45202.4
21	J & K BANK	667	1116.43	124	320.01	117	317.34	4	37.4	5	68.68	800	1542.52
22	FEDERAL BANK	16	19.65	32	29.34	14	15.58	2	5.79	2	3.92	52	58.7
23	INDUSIND BANK	1223	1773.13	931	4259.94	596	2754.11	96	476.43	109	486.89	2359	6996.39
24	KARNATAKA BANK	677	1258.31	135	338.79	123	324.77	6	49.13	7	179.84	825	1826.07
25	SOUTH INDIAN BANK	21	22.56	21	20.03	8	13.54	2	3.96	2	2.68	46	49.23
26	YES BANK	887	2021.86	4061	11879	1579	4052.3	509	2331.51	641	2102.57	6098	18335
27	KOTAK MAHINDRA BANK	678	1223.39	174	405.52	137	348.2	11	64.65	14	133.11	877	1826.67
28	BANDHAN BANK	703	1203.73	342	2159.21	222	1617.3	47	108.33	51	145.71	1143	3616.98
G	Total Private Bank	30116	75973.9	19793	77044.6	10267	38168.12	4632	11213.3	4801	22182.5	59342	186414
29	UJIVAN SMALL FINANCE BANK	676	1130.99	255	440.71	165	360.35	14	61.26	17	84.78	962	1717.74
30	UTKARSH SMALL FINANCE BANK	2748	4561.9	1324	2303.28	907	1622.6	107	315.96	138	337.83	4317	7518.97
31	HDFC FIRST BANK	9	11.28	25	25.87	9	11.82	2	5.12	2	3.45	38	45.72
H	SMALL FINANCE BANK	3433	5704.17	1604	2769.86	1081	1994.77	123	382.34	157	426.06	5317	9282.43
	Total All Bank (F+G+H)	450725	718077	123285	309432	66507	188435.97	17472	57561.4	25511	144788	616993	1229859

ANNUAL CREDIT PLAN 2021 - 22

UTTARAKHAND STATE

(Amt in Lakhs)

Sr. No.	Name of Bank	Priority Sector- MSME											
		Micro Enterprises		Small Enterprises		Medium Enterprises		Khadi and Village Industries		Others under MSMEs		Total MSMEs (PS)	
		A/c	Amt	A/c	Amt	A/c	Amt	A/c	Amt	A/c	Amt	A/c	Amt
1	STATE BANK OF INDIA	8901	50006.9	9353	78564.9	5721	52898.8	2903	10310	3091	13673.4	29969	205454
2	PUNJAB NATIONAL BANK	6873	43049.3	11441	71129.7	5640	37844	1948	6829.39	2331	9317.72	28233	168170
3	BANK OF BARODA	3645	24593.9	5023	45091.6	2780	24641.5	890	2613.33	995	5387.34	13333	102328
A	Total Lead Banks	19419	117650	25817	194786	14141	115384	5741	19752.7	6417	28378.4	71535	475952
4	UNION BANK OF INDIA	3707	15370.1	5173	25435.4	2797	11156.4	807	2262.67	779	2987.03	13263	57211.6
5	CANARA BANK	2343	16319.1	3538	21876.1	1650	9516.26	720	2238.96	780	3115.93	9031	53066.3
6	CENTRAL BANK OF INDIA	1267	5471.53	2771	12192.2	1301	7076.69	358	1084.61	459	1481.88	6156	27306.9
7	PUNJAB AND SIND BANK	929	5754.09	1432	9550.51	1057	4511.28	282	561.5	359	674.09	4059	21051.5
8	UCO BANK	1068	7145.63	1252	8702.91	837	4192.75	343	996.45	353	1704.7	3853	22742.4
9	INDIAN OVERSEAS BANK	894	7603.14	928	8199.96	529	4011.9	168	695.26	172	676.09	2691	21186.4
10	BANK OF INDIA	845	6322.96	1255	8534.42	580	5283.98	502	1345.18	499	2044.42	3681	23531
11	INDIAN BANK	2051	6634.91	2250	9456.52	1849	5070.73	216	658.38	223	2298.49	6589	24119
12	BANK OF MAHRASHTRA	197	1258.88	176	936.96	30	410.31	18	62.33	8	45.67	429	2714.15
B	Total Non-Lead Banks	13301	71880.3	18775	104885	10630	51230.3	3414	9905.34	3632	15028.3	49752	252929
C	Total N. Banks (A + B)	32720	189530	44592	299671	24771	166615	9155	29658	10049	43406.7	121287	728881
13	UTTARAKHAND G.B	4663	18424.6	4283	21847.7	2695	13456.8	1842	4667.92	1492	7770.8	14975	66167.8
14	PRATHAMA U.P GRAMIN BANK	19	285.73	2	215.4	2	234.7	2	9.67	1	34.51	26	780.01
D	Total R.R.B.	4682	18710.3	4285	22063.1	2697	13691.5	1844	4677.59	1493	7805.31	15001	66947.8
15	CO-OPERATIVE BANK	3278	14217.4	3630	17492.9	2424	8583.46	1367	4657.09	1453	7472.01	12152	52422.9
E	Total Cooperative	3278	14217.4	3630	17492.9	2424	8583.46	1367	4657.09	1453	7472.01	12152	52422.9
F	Total (C+D+E)	40680	222458	52507	339227	29892	188889	12366	38992.7	12995	58684	148440	848251
16	THE NAINITAL BANK LTD	2153	9958	1968	11766.7	1024	6886.2	401	753.88	433	1716.9	5979	31081.7
17	AXIS BANK	1612	5630.33	1959	8548.17	872	3776.01	220	496.62	283	683.17	4946	19134.3
18	ICICI BANK	1246	6333.99	3232	15249.5	1329	7319.6	320	989.99	444	1504.99	6571	31398.1
19	IDBI BANK	542	2624.9	665	3439.93	371	2566.7	129	437.7	163	713.51	1870	9782.74
20	HDFC BANK	4769	10341.8	6835	24057.2	2686	9799.85	496	1453.96	572	2216.89	15358	47869.7
21	J & K BANK	45	593.51	43	490.32	12	259.55	5	45.23	8	44.47	113	1433.08
22	FEDERAL BANK	5	10.64	26	47.62	12	22.34	0	0	5	8.95	48	89.55
23	INDUSIND BANK	162	1209.62	172	1198.43	71	927.33	34	155.42	45	219.4	484	3710.2
24	KARNATAKA BANK	97	1021.49	98	948.68	30	615.8	5	45.23	8	51.97	238	2683.17
25	SOUTH INDIAN BANK	5	10.2	28	45.65	9	21.42	0	0	4	8.58	46	85.85
26	YES BANK	795	4081.07	2517	9841.73	1004	4794.51	199	584.64	221	852.77	4736	20154.7
27	KOTAK MAHINDRA BANK	73	897.17	54	810.06	25	554.7	7	47.08	39	57.68	198	2366.69
28	BANDHAN BANK	2552	6583.87	2527	8789.81	91	633.9	13	57.08	24	150.75	5207	16215.4
G	Total Private Bank	14056	49296.6	20124	85233.8	7536	38177.9	1829	5066.83	2249	8230.03	45794	186005
29	UJJIVAN SMALL FINANCE BANK	65	621.2	122	614.35	59	317.72	5	45.23	12	67.79	263	1666.29
30	UTKARSH SMALL FINANCE BANK	534	3052.53	569	4718.49	265	1185.68	15	151.6	111	282.39	1494	9390.69
31	IDFC FIRST BANK	2	4.76	12	21.3	7	9.99	0	0	2	4.01	23	40.06
H	SMALL FINANCE BANK	601	3678.49	703	5354.14	331	1513.39	20	196.83	125	354.19	1780	11097
	Total All Bank (F+G+H)	55337	275433	73334	429815	37759	228581	14215	44256.4	15369	67268.3	196014	1045354



ANNUAL CREDIT PLAN 2021 - 22

UTTARAKHAND STATE

(Amt in Lakhs)

Sr. No.	Name of Bank	Non Priority Sector												Grand Total (Priority Sector + Non Priority Sector)	
		Agriculture (NPS)		Education (NPS)		Housing (NPS)		Personal Loans under NPS		Others NPS		Total Non Priority Sector		A/c	Amt
		A/c	Amt	A/c	Amt	A/c	Amt	A/c	Amt	A/c	Amt	A/c	Amt		
1	STATE BANK OF INDIA	4501	14452.8	3916	22423.7	4847	40349.7	21172	49483.1	8474	41448.3	42910	168158	192178	679493.6
2	PUNJAB NATIONAL BANK	2658	10264	2791	22896.8	3089	36539.8	10692	26815.5	5529	50898.8	24759	147415	140957	547776.83
3	BANK OF BARODA	1885	18086.3	932	12124.1	1076	22394.4	2150	10332.4	2116	15715	8159	78652.2	58180	302224.8
A	Total Lead Banks	9044	42803.1	7639	57444.6	9012	99283.8	34014	86631	16119	108062	75828	394225	391315	1529495.23
4	UNION BANK OF INDIA	1236	2872.56	1212	8177.26	1339	13538.4	5440	12141.1	2567	12252.1	11794	48981.4	54605	177107.2
5	CANARA BANK	1246	3259.62	1253	6927.18	1350	10958.1	4058	9595.05	2204	13985.4	10111	44725.3	45721	161316.51
6	CENTRAL BANK OF INDIA	836	2276.52	912	5235.47	923	8395.79	1488	3727.72	1255	4964.16	5414	24599.7	18123	74738.18
7	PUNJAB AND SIND BANK	391	954.77	420	2543.84	464	4085.97	538	1335.06	903	6051.65	2716	14971.3	18257	60167.52
8	UCO BANK	347	966.28	269	2164.5	321	3568.6	517	1303.62	549	4515.55	2003	12518.6	17009	74501.84
9	INDIAN OVERSEAS BANK	208	632.95	205	1223.88	228	2032.62	558	1257.06	818	9704.1	2017	14850.6	17568	63749.14
10	BANK OF INDIA	619	1103.19	749	3282.96	753	5193.4	1339	2818.38	1222	5045.83	4682	17443.8	22152	74243.07
11	INDIAN BANK	1228	2555.15	340	2304.19	369	3812.13	619	1843.71	669	4075.86	3225	14591	19602	70113.21
12	BANK OF MAHRASHTRA	10	10	49	121.82	46	183.94	137	231.7	53	687.6	295	1235.06	2039	7345.1
B	Total Non-Lead Banks	6121	14631	5409	31981.1	5793	51768.9	14694	34253.4	10240	61282.2	42257	193917	215076	763281.77
C	Total N. Banks (A + B)	15165	57434.1	13048	89425.7	14805	151053	48708	120884	26359	169344	118085	588141	606391	2292777
13	UTTARAKHAND G.B	2147	20119.9	1175	8954.11	1516	18774.1	4279	13033.7	3130	20811	12247	81692.8	110123	297003.82
14	PRATHAMA U.P GRAMIN BANK	0	0	0	0	0	0	0	0	58	581.27	58	581.27	846	2924.02
D	Total R.R.B.	2147	20119.9	1175	8954.11	1516	18774.1	4279	13033.7	3188	21392.3	12305	82274.1	110969	299927.84
15	CO-OPERATIVE BANK	2933	29347.8	1425	13835.7	1839	27590.1	4478	19570	4221	32414.6	14896	122758	199712	422935.86
E	Total Cooperative	2933	29347.8	1425	13835.7	1839	27590.1	4478	19570	4221	32414.6	14896	122758	199712	422935.86
F	Total (C+D+E)	20245	106902	15648	112215	18160	197417	57465	153488	33768	223151	145286	793173	917072	3015640.7
16	THE NAINITAL BANK LTD	742	7599.15	291	2466.58	370	5344.26	1026	3936.29	716	5999.56	3145	25345.8	24587	108619.83
17	AXIS BANK	343	1835.09	304	1613.86	430	2986.53	752	1363.31	411	4583.85	2240	12382.6	20138	77541.85
18	ICICI BANK	440	1632.12	574	5602.05	714	9070.21	781	2883.44	759	6911.85	3268	26099.7	16911	80511.2
19	IDBI BANK	286	1015.38	329	1250.04	424	2309.26	612	1120.66	584	2957.8	2235	8653.14	9738	33185.02
20	HDFC BANK	378	1644.67	580	5691.92	740	9256.93	860	3105.38	685	8989.53	3243	28688.4	31188	129989.1
21	J & K BANK	0	0	23	64.43	23	100.22	17	28.64	25	651.25	88	844.54	1120	4406.36
22	FEDERAL BANK	0	0	23	57.99	23	90.2	23	25.77	21	40.8	90	214.76	244	494.91
23	INDUSIND BANK	62	149.37	80	572.1	107	1029.41	137	437.41	221	1297.62	607	3485.91	3717	15374.63
24	KARNATAKA BANK	10	10	49	125.97	49	190.4	38	52.54	47	688.52	193	1067.43	1447	6484.82
25	SOUTH INDIAN BANK	0	0	11	32.21	11	50.11	7	14.31	14	22.68	43	119.31	150	284.1
26	YES BANK	75	1150.72	38	5361.81	325	8322.21	290	2378.47	279	3379.47	1007	20592.7	12120	60452.86
27	KOTAK MAHINDRA BANK	23	92.34	17	66.43	8	128.26	11	55.04	68	664.89	127	1006.96	1310	5714.05
28	BANDHAN BANK	47	135.57	51	165.55	51	254.68	41	86.86	109	721.24	299	1363.9	6920	22573.21
G	Total Private Bank	2406	15264.4	2370	23070.9	3275	39132.7	4595	15488.1	3939	36909.1	16585	129865	129590	545631.94
29	UJIVAN SMALL FINANCE BANK	0	0	46	260.82	32	405.7	26	115.92	92	789.43	196	1571.87	1611	6069.38
30	UTKARSH SMALL FINANCE BANK	10	10	59	591.4	59	914.4	103	259.4	346	2627.22	577	4402.42	6658	22593.05
31	IDFC FIRST BANK	0	0	11	33.24	9	51.72	5	14.77	14	23.4	39	123.13	122	283.34
H	SMALL FINANCE BANK	10	10	116	885.46	100	1371.82	134	390.09	452	3440.05	812	6097.42	8391	28945.77
	Total All Bank (F+G+H)	22661	122176	18134	136172	21535	237921	62194	169366	38159	263500	162683	929136	1055053	3590218.41